



# April

| Sunday | Monday   | Tuesday  | Wednesday                      | Thursday  | Friday   | Saturday |
|--------|--|--|--------------------------------|---|--|----------|
|        |  |  |                                | 1<br>Theme:<br>April Fools                            | 2<br>Theme:<br>Autism<br>Awareness Day                         | 3        |
| 4      | 5<br>Theme:<br>International<br>Children's<br>Book Day | 6<br>Theme:<br>Easter Eggs                       | 7<br>Theme:<br>Easter Bunny    | 8<br>Theme:<br>Hatching<br>Chicks                     | 9<br>Theme:<br>Puzzles   | 10       |
| 11     | 12<br>Theme:<br>Astronauts in<br>Space                 | 13<br>Theme:<br>Lunch Time                       | 14<br>Theme:<br>Gardening      | 15<br>Theme:<br>Book – The<br>Day The<br>Crayons Quit | 16<br>Theme:<br>Librarian Day                                  | 17       |
| 18     | 19<br>Theme:<br>Book – A Bad<br>Case of Stripes        | 20<br>Theme:<br>Languages<br>Around the<br>World | 21<br>Theme:<br>Tea Party      | 22<br>Theme:<br>Earth Day                             | 23<br>Theme:<br>Book – Greta<br>and the Giants                 | 24       |
| 25     | 26<br>Theme:<br>Book – The<br>Tale of Peter<br>Rabbit  | 27<br>Theme:<br>Turtles                          | 28<br>Theme: Book –<br>Poetree | 29<br>Theme:<br>Baby Animals                          | 30<br>Theme:<br>Book – Frog and<br>Toad are<br>Friends: Spring |          |


## Monthly Activities Calendar

| April 1 <sup>st</sup>    | Activities | Activity Item  | Skill                                     |
|--------------------------|------------|--|---|
| April Fools              | Activity 1 | <b>Get to the Joker Hat:</b><br><br>Complete a maze to get to the jokers hat, make the right turns and do not be fooled! Worksheet at the bottom.                            | Fine Motor                                |
|                          | Activity 2 | <b>April Fool's Coloring:</b><br><br>Color an April Fool's Day picture located at the bottom.  | Coloring                                  |
|                          | Activity 3 | <b>Craft: April Fool's Jokester Hat:</b><br><br>Create a jokester hat!                    | Fine Motor<br><br>Color ID<br><br>Cutting |
| April 2 <sup>nd</sup>    | Activities | Activity Item  | Skill                                     |
| Autism Awareness Day     | Activity 1 | <b>Listen to <u>Andy and His Yellow Frisbee</u> Read Aloud:</b><br><br><a href="https://www.youtube.com/watch?v=9fTtJPDZhc0">https://www.youtube.com/watch?v=9fTtJPDZhc0</a> | Attending to video                        |
|                          | Activity 2 | <b>Autism Awareness Ribbon:</b><br><br>Use the worksheet below to color the ribbon for autism awareness month.   | Coloring                                  |
|                          | Activity 3 | <b>Autism Awareness Walk:</b><br><br>Take a virtual walk or walk outside in your neighborhood for Autism Awareness Month. Wear a shirt that represents Autism.               | Movement                                  |
| April 5 <sup>th</sup>    | Activities | Activity Item  | Skill                                     |
| International Children's | Activity 1 | <b>Read Your Favorite Children's Book:</b><br><br>Pick up your favorite book and read on your own or with an adult.  | Attending to a story                      |


## Monthly Activities Calendar

|                             |                   |  |                                      |
|-----------------------------|-------------------|--|--------------------------------------|
| <b>Book Day</b>             |                   |  | Reading                              |
|                             | Activity 2        | <b>Character Dress Up:</b><br>Pick a character from your book and dress up like them!  | Imaginative Play<br>Matching         |
|                             | Activity 3        | <b>Make A Scene:</b><br>Draw a picture of a scene from the book that you read.   | Colors<br>Creativity                 |
| <b>April 6<sup>th</sup></b> | <b>Activities</b> | <b>Activity Item</b>   | <b>Skill</b>                         |
| <b>Easter Eggs</b>          | Activity 1        | <b>Decorate Virtual eggs:</b><br>Paint, draw, and add stickers to eggs in this online game!<br><a href="https://www.abcya.com/games/make_an_easter_egg">https://www.abcya.com/games/make_an_easter_egg</a>   | Using a mouse<br>Attending to screen |
|                             | Activity 2        | <b>Craft: Coloring Easter Eggs:</b><br>Create your own colorful Easter eggs. Use a white crayon to draw on your eggs before dyeing them to create designs!<br> | Following Direction<br>Color ID      |
|                             | Activity 3        | <b>Easter Egg Hunt:</b><br>Have an adult hide the eggs you made and go for an egg hunt! See if you can find them all!  | Counting<br>Play                     |



## Monthly Activities Calendar

| April 7 <sup>th</sup> | Activities | Activity Item  | Skill   |
|-----------------------|------------|--|---|
| Easter Bunny          | Activity 1 | <b>Craft: Easter Bunny Ears:</b><br><br>Make your own bunny ears.    | Following directions<br><br>Color ID<br><br>Cutting |
|                       | Activity 2 | <b>Bunny Chicka Boom:</b><br><br>Dance to the Easter bunny song.<br><br><a href="https://www.youtube.com/watch?v=sOVFn2oZXWE">https://www.youtube.com/watch?v=sOVFn2oZXWE</a>  | Attending to video<br><br>Movement                  |
|                       | Activity 3 | <b>Listen to <u>The Story of the Easter Bunny</u> Read Aloud:</b><br><br>Listen to a story about how the Easter bunny came to be!<br><br><a href="https://www.youtube.com/watch?v=aGfpmwHdw4M">https://www.youtube.com/watch?v=aGfpmwHdw4M</a> | Attending to video                                  |

| April 8 <sup>th</sup> | Activities | Activity Item   | Skill                    |
|-----------------------|------------|---|--------------------------|
| Hatching Chicks       | Activity 1 | <b>Hatching Chick Video:</b><br><br>Watch a video of real chicks hatching from their eggs and making their first peep!<br><br><a href="https://www.youtube.com/watch?v=Lenb1zuo-eE">https://www.youtube.com/watch?v=Lenb1zuo-eE</a> | Attending to video       |
|                       | Activity 2 | <b>Craft: Hatching Chicks:</b><br><br>Make your own hatching chick friend to celebrate spring.  | Fine Motor<br><br>Shapes |

|                             |                   |  |  |
|-----------------------------|-------------------|--|--|
|                             |                   |  <p>CRAFTYMORNING.COM</p> <p>EGG CARTON<br/>hatching chicks</p>                      |  |
|                             | Activity 3        | <p><b>Egg, Chick, Chicken:</b></p> <p>Use the worksheet below to color each picture and put the cycle of the chick hatching to becoming an adult chicken in order.</p> | <p>Cutting</p> <p>Coloring</p> <p>Sequencing</p>                         |
| <b>April 9<sup>th</sup></b> | <b>Activities</b> | <b>Activity Item</b>   | <b>Skill</b>   |
| <b>Puzzles</b>              | Activity 1        | <p><b>Fish Coloring Puzzle:</b></p> <p>Use the worksheet below color, cut out, and put the fish puzzle together.</p>   | <p>Coloring</p> <p>Receptive ID</p> <p>Shapes</p> <p>Problem solving</p> |
|                             | Activity 2        | <p><b>Trace and Find:</b></p> <p>Use the worksheet below to trace the lines with different colors and figure out which egg will get to the basket!</p>                 | <p>Tracing</p> <p>Fine Motor</p>   |
|                             | Activity 3        | <p><b>Do a puzzle online:</b></p> <p>Find a fun puzzle to complete online!</p> <p><a href="https://www.jigsawplanet.com/">https://www.jigsawplanet.com/</a></p>        | <p>Attending to screen</p> <p>Problem solving</p>                        |


## Monthly Activities Calendar

| April 12 <sup>th</sup> | Activities | Activity Item  | Skill   |
|------------------------|------------|--|---|
| Astronauts in Space    | Activity 1 | <b>Craft: Rocket Ship:</b><br>Create a rocket ship so that the astronaut can make it to space.                   | Fine motor skills<br><br>Color<br><br>Shapes  |
|                        | Activity 2 | <b>Craft: Astronaut in Space:</b><br>Create your own astronaut as he floats around in space.                    | Shapes<br><br>Colors<br><br>Fine motor skills |
|                        | Activity 3 | <b>Astronauts Knowledge</b><br>Learn about what it is like to be an astronaut in space.<br><a href="https://www.youtube.com/watch?v=nnCM_ar9Zig">https://www.youtube.com/watch?v=nnCM_ar9Zig</a>   | Attending to video                            |
| April 13 <sup>th</sup> | Activities | Activity Item  | Skill   |
| Lunch Time             | Activity 1 | <b>Pete's Big Lunch Read Aloud:</b><br>Let's find out what Pete is having for lunch! Yum!<br><a href="https://www.youtube.com/watch?v=43qr9CZmDSM">https://www.youtube.com/watch?v=43qr9CZmDSM</a> | Attending to video                            |

## Monthly Activities Calendar



|                                       |                   |   |  |
|---------------------------------------|-------------------|---|--|
|                                       | Activity 2        | <p><b>Make Your Own Lunch:</b></p> <p>Help your adult make lunch for you and eat it together!</p>   | <p>Directions</p> <p>Imitation</p> <p>Fine motor</p> <p>Sequencing</p> |
|                                       | Activity 3        | <p><b>Lunch Time Coloring Page:</b></p> <p>Color some of Pete's favorite lunch foods!</p>   | <p>Color ID</p> <p>Fine motor</p>                                      |
| <b>April 14<sup>th</sup></b>          | <b>Activities</b> | <b>Activity Item</b>  | <b>Skill</b>   |
| <b>Gardening</b>                      | Activity 1        | <p><b>Listen to <u>Lola Plants a Garden</u> Read Aloud:</b></p> <p>Maybe you could make your own garden too!</p> <p><a href="https://www.youtube.com/watch?v=OC7qurRN37A">https://www.youtube.com/watch?v=OC7qurRN37A</a></p>   | Attending to video   |
|                                       | Activity 2        | <p><b>Take a Walk:</b></p> <p>Take a walk around your neighborhood and see all of the different gardens!</p>  | <p>Leisure skills</p> <p>Movement</p>                                  |
|                                       | Activity 3        | <p><b>Virtual Garden Tour:</b></p> <p>Use this website to take virtual fieldtrips to different famous gardens!</p> <p><a href="https://www.gardensillustrated.com/gardens/gardens-to-visit/virtual-garden-tours-best/">https://www.gardensillustrated.com/gardens/gardens-to-visit/virtual-garden-tours-best/</a></p> | Attending to website   |
| <b>April 15<sup>th</sup></b>          | <b>Activities</b> | <b>Activity Item</b>  | <b>Skill</b>   |
| <b>Book: The Day the Crayons Quit</b> | Activity 1        | <p><b>Listen to <u>The Day the Crayons Quit</u> Read Aloud:</b></p> <p>Do crayons have feelings? Who knew! What is your favorite crayon to use?</p> <p><a href="https://www.youtube.com/watch?v=gPkrhIEoOJg">https://www.youtube.com/watch?v=gPkrhIEoOJg</a></p>  | Attending to video   |
|                                       | Activity 2        | <p><b>Unscramble My Color Worksheet:</b></p> <p>Hurry! The crayon names are confused and scrambled! Can you help them?</p>  | Tracing  |

## Monthly Activities Calendar


|                              |                   |   |                                  |
|------------------------------|-------------------|---|----------------------------------|
|                              |                   | Use the worksheet below.  | Coloring<br>Handwriting          |
|                              | Activity 3        | <b>Your Turn to Color:</b><br><br>Use your favorite color crayons to draw a picture. You can use the pictures from the book to for ideas!   | Color ID<br>Fine Motor           |
| <b>April 16<sup>th</sup></b> | <b>Activities</b> | <b>Activity Item</b>  | <b>Skill</b>                     |
| <b>Librarian Day</b>         | Activity 1        | <b>Listen to <u>Curious George: Librarian For a Day</u> Read Aloud:</b><br><br>Do you ever wonder what it's like to be a librarian? Today is the day to appreciate librarians and all they do!<br><br><a href="https://www.youtube.com/watch?v=QChGYwFLFOU">https://www.youtube.com/watch?v=QChGYwFLFOU</a> | Attending to video               |
|                              | Activity 2        | <b>Craft: Popsicle Bookmark:</b><br><br>Save your place in your favorite books with your very own custom bookmarker!<br><br>  | Color ID<br>Following directions |
|                              | Activity 3        | <b>Library (Virtual) Field Trip:</b><br><br>Go to your local library, or take a virtual field trip! You can use the link for the Baltimore County Library to browse through books, and try checking one out!<br><br><a href="https://www.bcpl.info/">https://www.bcpl.info/</a>                             | Attending to website<br>Book ID  |
| <b>April 19<sup>th</sup></b> | <b>Activities</b> | <b>Activity Item</b>  | <b>Skill</b>                     |
| <b>Book: A Bad Case of</b>   | Activity 1        | <b>Listen to <u>A Bad Case of Stripes</u> Read Aloud:</b><br><br>What color and pattern would you get if you had a bad case of stripes?   | Attending to video               |



## Monthly Activities Calendar


|                            |                   |  |                               |
|----------------------------|-------------------|--|-------------------------------|
| Stripes                    |                   | <a href="https://www.youtube.com/watch?v=W9f2UAR-yLc">https://www.youtube.com/watch?v=W9f2UAR-yLc</a>  |                               |
|                            | Activity 2        | <p><b>Craft: Give Yourself Stripes:</b></p> <p>Oh no! You got a bad case of stripes! Use this activity to learn about rainbows.</p>  | Following directions          |
|                            | Activity 3        | <p><b>A Bad Case of Stripes Worksheet:</b></p> <p>Use one of the worksheets below to color in what your case of stripes would look like!</p>   | Coloring<br>Color ID          |
| April 20 <sup>th</sup>     | <b>Activities</b> | <b>Activity Item</b>   | <b>Skill</b>                  |
| Languages Around the World | Activity 1        | <p><b>Learn Ways to say "Hello!":</b></p> <p>There are so many ways to say hello!</p> <p><a href="https://www.youtube.com/watch?v=nnVmsWIh_d0">https://www.youtube.com/watch?v=nnVmsWIh_d0</a></p>                     | Attending to video            |
|                            | Activity 2        | <p><b>Craft: Megaphone:</b></p> <p>Create and use the megaphone to practice saying hello in other languages!</p>                    | Cutting<br>Gluing<br>Coloring |
|                            | Activity 3        | <p><b>Languages Around the World Coloring:</b></p> <p>Color all of the different kids from different cultures! Practice saying hello!</p>  | Coloring                      |

## Monthly Activities Calendar

| April 21 <sup>st</sup> | Activities | Activity Item   | Skill  |
|------------------------|------------|---|--|
| Tea Party              | Activity 1 | <p><b>Listen to <u>Miss Spider's Tea Party</u> Read Aloud:</b></p> <p>Have you ever had a tea party...with bugs?!</p> <p><a href="https://www.youtube.com/watch?v=6o5JLeFzb98">https://www.youtube.com/watch?v=6o5JLeFzb98</a></p>                                | Attending to video   |
|                        | Activity 2 | <p><b>Craft: Teatime Tea:</b></p> <p>Make your own special tea for your tea party!</p> <p>(modifications listed in recipe for those who do not drink tea)</p>                  | Following directions                                       |
|                        | Activity 3 | <p><b>Have a Tea Party:</b></p> <p>Now that you made your tea, time for a tea party! Wear silly hats, clothes, scarves, and make finger sandwiches! How Fancy!</p>  | Pretend play   |
| April 22 <sup>nd</sup> | Activities | Activity Item   | Skill  |
| Earth Day              | Activity 1 | <p><b>Listen to <u>Earth Day Every Day</u> Read Aloud:</b></p> <p>Watch the video to learn more about what Earth Day is and why we celebrate it!</p> <p><a href="https://www.youtube.com/watch?v=qvdhsn-BFDI">https://www.youtube.com/watch?v=qvdhsn-BFDI</a></p> | Attending to video   |
|                        | Activity 2 | <p><b>Craft: Planet Earth:</b></p> <p>Earth Day is about being kind to the planet we live on. Create your own friendly planet Earth to celebrate with!</p>  | Color ID<br>Coloring<br>Fine Motor<br>Following directions |

## Monthly Activities Calendar




|                                   |                   |  |   |
|-----------------------------------|-------------------|--|---|
|                                   |                   |  |   |
|                                   | Activity 3        | <b>Nature iSpy:</b><br>Go outside and play iSpy with Earth Day themes like trees, flowers, animals, water, etc. Take turns guessing and describing what you see in nature! | Receptive ID<br>Expressive ID<br>Describing |
| <b>April 23<sup>rd</sup></b>      | <b>Activities</b> | <b>Activity Item</b>   | <b>Skill</b>                                |
| <b>Book: Greta and the Giants</b> | Activity 1        | <b>Listen to <u>Greta and the Giants</u> Read Aloud:</b><br><a href="https://www.youtube.com/watch?v=zs_8W-lvo0Y">https://www.youtube.com/watch?v=zs_8W-lvo0Y</a>          | Attending to Video                          |
|                                   | Activity 2        | <b>Craft: Paper Forest:</b><br>Make paper trees to create your own forest!<br><br>     | Following Directions<br>Coloring<br>Cutting |
|                                   | Activity 3        | <b>Forest Friends Coloring Page:</b><br>Use the worksheet below to color in Greta and her forest friends!  | Coloring                                    |
| <b>April 26<sup>th</sup></b>      | <b>Activities</b> | <b>Activity Item</b>   | <b>Skill</b>                                |
| <b>Book: Peter Cottontail</b>     | Activity 1        | <b>Listen to <u>The Tale of Peter Rabbit</u> Read Aloud:</b><br><a href="https://www.youtube.com/watch?v=EuTIQCGxE5Y">https://www.youtube.com/watch?v=EuTIQCGxE5Y</a>      | Attending to video                          |

## Monthly Activities Calendar

|                              |                   |   |   |
|------------------------------|-------------------|---|---|
|                              | Activity 2        | <p><b>Peter Rabbit Connect the Dots:</b></p> <p>Use the worksheet below to connect the dots and reveal a picture of Peter Rabbit! Practice counting as you draw each line, and color in your rabbit when you finish</p>   | Counting<br>Fine motor<br>Coloring          |
|                              | Activity 3        | <p><b>Peter Cottontail Tag:</b></p> <p>Pick one person to be the farmer. Everyone else will be rabbits. The farmer will try to catch the rabbits, and the rabbits have to run/hop to get away! If a rabbit is caught, they become the new farmer and take a turn chasing the other rabbits!</p> | Movement<br>Following directions            |
| <b>April 27<sup>th</sup></b> | <b>Activities</b> | <b>Activity Item</b>  | <b>Skill</b>                                |
| <b>Turtles</b>               | Activity 1        | <p><b>Learn About Turtles:</b></p> <p>Watch a video to learn new facts about turtles.</p> <p><a href="https://www.youtube.com/watch?v=6vc3VShWTfc">https://www.youtube.com/watch?v=6vc3VShWTfc</a></p>  | Attending to video                          |
|                              | Activity 2        | <p><b>Turtle Craft Worksheet:</b></p> <p>Use the worksheet below to color, cut out, and create your own pet turtle.</p>   | Following Directions<br>Coloring<br>Cutting |
|                              | Activity 3        | <p><b>Turtle Race:</b></p> <p>Pick a starting point and a finish line for your race. Try to be the first one to cross the finish line, but you have to walk on all fours in SLOW MOTION like a turtle!</p>  | Imaginative play<br>Movement                |
| <b>April 28<sup>th</sup></b> | <b>Activities</b> | <b>Activity Item</b>  | <b>Skill</b>                                |
| <b>Book: Poetree</b>         | Activity 1        | <p><b>Listen to <u>Poetree</u> Read Aloud:</b></p> <p><a href="https://www.youtube.com/watch?v=2P1cVKR812s">https://www.youtube.com/watch?v=2P1cVKR812s</a></p>   | Attending to video                          |

## Monthly Activities Calendar

|  |                   |   |  |
|--|-------------------|---|--|
|  | Activity 2        | <p><b>Rhyming Words:</b></p> <p>Use the worksheet below to trace words and match the ones that rhyme!</p>   | <p>Tracing</p> <p>Rhyming</p>                                  |
|  | Activity 3        | <p><b>Describing Poem:</b></p> <p>Use the worksheet below to create your own describing poem about a place you like.</p>  | <p>Handwriting</p> <p>Five Senses</p> <p>Drawing</p>           |
| <b>April 29<sup>th</sup></b>             | <b>Activities</b> | <b>Activity Item</b>  | <b>Skill</b>   |
| <b>Baby Animals</b>                      | Activity 1        | <p><b>Virtual Farm Field Trip:</b></p> <p>Take a virtual field trip to a farm to see animals and their babies!</p> <p><a href="https://www.youtube.com/watch?v=mHN2eNigz3o">https://www.youtube.com/watch?v=mHN2eNigz3o</a></p> | <p>Attending to Video</p>                                      |
|  | Activity 2        | <p><b>Are You Mother Worksheet:</b></p> <p>Use the worksheet below to match each baby animal to its mom! Draw a line to connect them. Color in the animals and write their names when you are done!</p>                         | <p>Receptive/ expressive ID</p> <p>Drawing</p> <p>Coloring</p> |
|  | Activity 3        | <p><b>Craft: Duck and Duckling Finger Puppets:</b></p> <p>Create a finger puppet duck and its baby.</p>                                     | <p>Cutting</p> <p>Gluing</p> <p>Color ID</p>                   |
| <b>April 30<sup>th</sup></b>             | <b>Activities</b> | <b>Activity Item</b>  | <b>Skill</b>   |
| <b>Book: Frog and Toad are Friends -</b> | Activity 1        | <p><b>Listen to <u>Frog and Toad are Friends</u> Read Aloud:</b></p> <p><a href="https://www.youtube.com/watch?v=Mau1js4Sjfy">https://www.youtube.com/watch?v=Mau1js4Sjfy</a></p>   | <p>Attending to video</p>                                      |

## Monthly Activities Calendar

|        |            |   |   |
|--------|------------|---|---|
| Spring | Activity 2 | <p><b>Spring Calendar:</b></p> <p>Toad was ready to wake up when he thought it was May! Use the worksheet below to fill in the missing numbers and color to get your own May calendar ready. You can add to it by marking your school schedule,</p>   | <p>Writing</p> <p>Number ID</p> <p>Coloring</p> |
|        | Activity 3 | <p><b>Craft: Origami Frog:</b></p> <p>Toad stills wants to nap, but Frog is ready to play! Create a paper frog and help him get ready for spring.</p> <div data-bbox="673 688 1079 919" data-label="Image">  </div> | <p>Cutting</p> <p>Color ID</p> <p>Gluing</p>    |

*These are suggested activities for your children. You know your child best and if the activities do not match your child's skill level or interest it is our recommendation that you do not do the activities. Your child should be supervised by a responsible adult for all activities to ensure their safety.*



© 2014 by Rick Activities, LLC. All Rights Reserved. Printed at: [www.printoo.com](http://www.printoo.com)



## Monthly Activities Calendar



Doodle Art Alley ©





The Shafer Center  
CREATING OPPORTUNITIES FOR SUCCESS

## Monthly Activities Calendar





Name: \_\_\_\_\_

# Life Cycle of a Chicken

Directions: Cut and paste the pictures in order.



|   |   |
|---|---|
| 1 | 2 |
| 3 | 4 |

©Annie Moffatt© The Moffatt Girls 2016



chick



hatching




chicken





## Monthly Activities Calendar

COLOR THE 2'S RED — COLOR THE 3'S BLUE




Raising@unKids.com



## Monthly Activities Calendar

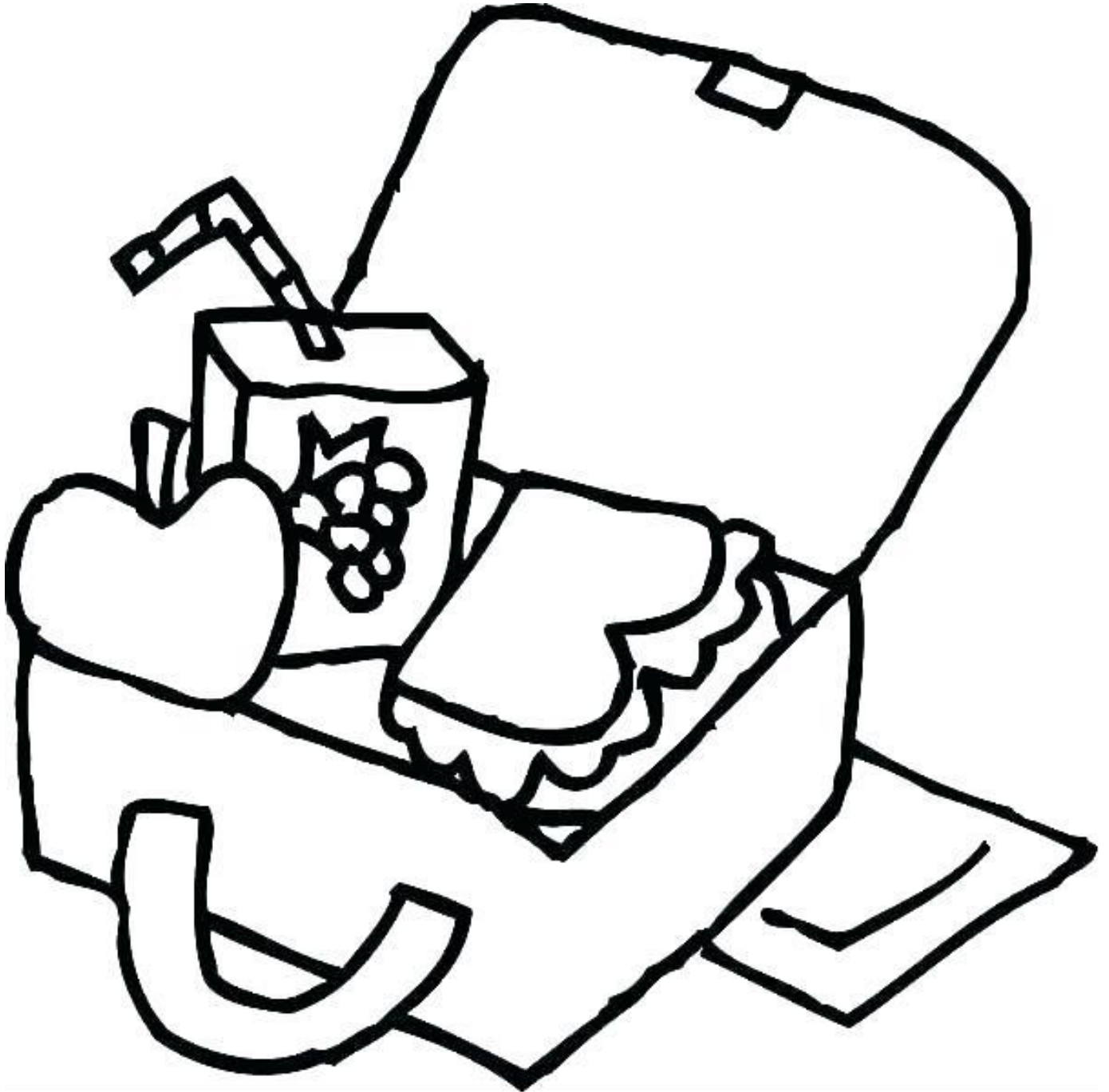
Circle the egg that will go in the basket!





The Shafer Center  
CREATING OPPORTUNITIES FOR SUCCESS

## Monthly Activities Calendar








Kearson's Classroom

Name \_\_\_\_\_


## Unscramble My Color






## Monthly Activities Calendar

A Bad Case of \_\_\_\_\_



Name \_\_\_\_\_

A Bad Case of \_\_\_\_\_




Name \_\_\_\_\_



## Monthly Activities Calendar


A Bad Case of \_\_\_\_\_



Name \_\_\_\_\_

© 2011 Pearson Education, Inc. All rights reserved.

A Bad Case of \_\_\_\_\_



Name \_\_\_\_\_

© 2011 Pearson Education, Inc. All rights reserved.





The Shafer Center  
CREATING OPPORTUNITIES FOR SUCCESS

## Monthly Activities Calendar





The Shafer Center  
CREATING OPPORTUNITIES FOR SUCCESS

## Monthly Activities Calendar

# GRETA AND THE GIANTS




Color in this picture of Greta  
and her animal friends



The Shafer Center  
11500 Cronridge Dr.  
Suite 130  
Owings Mills, MD 21117  
Tel: 410-517-1113  
[www.theshafercenter.com](http://www.theshafercenter.com)



# Monthly Activities Calendar




[www.connectthedots101.com](http://www.connectthedots101.com)



## Turtle Craft

Cut these patterns from heavy paper. Cut two slits along the dotted lines on the turtle's shell.



Slide the body through the shell. To make the turtle's head stick out or go in, simply push or pull the tail.

Write a message on the turtle's body that is only revealed when you pull the tail.

© Teacher's Friend, a Scholastic Company

Monthly Activities Calendar June















www.kindergartenworksheets.net

## Spring Activity Worksheet Rhyming Words

Name \_\_\_\_\_

Trace the words in the boxes. Put a check mark in the little box above the word that rhymes with the first word in each row.

|       |  |
|-------|--|
| Row 1 | <br><input type="checkbox"/> <br><input type="checkbox"/> <br>bug      mug      pig         |
| Row 2 | <br><input type="checkbox"/> <br><input type="checkbox"/> <br>sun      swim      run     |
| Row 3 | <br><input type="checkbox"/> <br><input type="checkbox"/> <br>bee      bird      tree |
| Row 4 | <br><input type="checkbox"/> <br><input type="checkbox"/> <br>frog      dog      leg  |

Copyright © 2020 KindergartenWorksheets.net  
All Rights Reserved



Name: \_\_\_\_\_ Date: \_\_\_\_\_

## My Describing Poem

Choose a place to write about. Then fill in each section using drawings and words.

Place: \_\_\_\_\_



You can see

\_\_\_\_\_

\_\_\_\_\_

\_\_\_\_\_



You can hear

\_\_\_\_\_

\_\_\_\_\_

\_\_\_\_\_



You can taste

\_\_\_\_\_

\_\_\_\_\_

\_\_\_\_\_



You can smell

\_\_\_\_\_

\_\_\_\_\_

\_\_\_\_\_



You can feel

\_\_\_\_\_

\_\_\_\_\_

\_\_\_\_\_



# Monthly Activities Calendar

Name .....

baby animals 1

dog

ducky

cat

lamb

cow


kitten

sheep

puppy

calf

duck




.....

.....

.....

.....

.....



.....

.....

.....

.....

.....



The Shafer Center  
CREATING OPPORTUNITIES FOR SUCCESS

## Monthly Activities Calendar

| SUNDAY | MONDAY | TUESDAY | WEDNESDAY | THURSDAY | FRIDAY | SATURDAY |
|--------|--------|---------|-----------|----------|--------|----------|
|        |        |         |           |          |        |          |
|        |        |         |           |          |        |          |
|        |        |         |           |          |        |          |
|        |        |         |           |          |        |          |
|        |        |         |           |          |        |          |
|        |        |         |           |          |        |          |

*Copyright 2019 by Education.com*

*www.education.com*

*Created by: education.com*

*www.education.com*