




September						
Sunday	Monday	Tuesday	Wednesday	Thursday	Friday	Saturday
		1 Theme: Bubble Blowing Bonanza	2 Theme: Sea Shells by the Sea Shore	3 Theme: Walk in My Shoes	4 Theme: Splish Splash	5
6	7	8 Theme: Spots & Stripes	9 Theme: Sneaky Snakes	10 Theme: Let's March with the Band	11 Theme: Pajama Party	12
13	14 Theme: Magic School Bus Adventure	15 Theme: Secret Agent	16 Theme: Money, Money, Money	17 Theme: The Food Pyramid	18 Theme: All the Water in the World	19
20	21 Theme: Down by the (Chesapeake) Bay	22 Theme: Today I Feel Silly!	23 Theme: Book: Go Dog Go!	24 Theme: Book: The Tortoise and the Hare	25 Theme: Book: Thomas the Tank Engine	26
27	28 Theme: Book: Green Eggs and Ham	29 Theme: Book: Harold and the Purple Crayon	30 Theme: What's the weather?			



Monthly Activities Calendar

September 1:	Activities	Activity Item	Skill
Bubbles Blowing Bonanza	Activity 1	<p>Let's blow bubbles</p> <p>Watch the video and talk about the big and small bubbles. Pretend to pop them with you with your finger.</p> <p>https://www.youtube.com/watch?v=5CI29h-AXDM</p>	<p>Attending to video</p> <p>Pretend play</p> <p>Big/small</p>
	Activity 2	<p>Let's make your own bubbles</p> <ul style="list-style-type: none"> 1/2 cup dish soap 3 cups water <p>Add water to a container (preferably with a lid). Then slowly add in soap and stir gently. Try not to create too many suds while you incorporate the soap completely into the water. Use right away or place lid on bubble solution.</p>	Science
	Activity 3	<p>How man bubbles are there?</p> <p>Print this coloring page. Let them color. Color the bubbles different colors or all the same. Count the bubble when you are finished.</p> <p>https://www.pinterest.com/pin/434315957786466915</p>	<p>Art</p> <p>Counting</p>
September 2:	Activities	Activity Item	Skill
Seashells by the Sea Shore	Activity 1	 <p>Create your own seashell. Follow the steps to make your own.</p> <p>Materials needed are, paper plate, scissors, crayons, water color paint, paint brush</p>	<p>Art</p> <p>Colors</p> <p>Fine motor skills</p>


Monthly Activities Calendar

	Activity 2	How many seashells did she find? https://www.youtube.com/watch?v=2XEnZxjTbus	Attending to story on video Listening comprehension
	Activity 3	How many seashells are there?  Print this picture. Have your child color the seashells different colors. Count the shells. https://www.pinterest.com/pin/813673857647924405/	Art Colors Following directions Counting
September 3: Walk in my shoes	Activities	Activity Item	Skill
	Activity 1	Have your child watch the video. Ask them questions about what they saw and heard. What was Pete's favorite color? https://www.youtube.com/watch?v=fj_z6zGQVyM	Attending to video Colors Listening comprehension
	Activity 2	Find the match. Print the page. Either cut out the shoes and have your child match the pairs or they can draw lines to make the match. 	Matching Following Directions

Monthly Activities Calendar


		https://www.pinterest.com/pin/228909593549356249/ If you don't have a printer you can play along with real shoes. Gather multiple pairs of shoes. Take one shoe from each pair and place them in a basket or make a pile on the floor. Now hand you child one shoe at a time so they can find the match from the pile.	
	Activity 3	Dinosaur feet Make a pair of dinosaur feet and stomp around the house.  Materials : 2 tissue boxes, orange and green construction paper, glue stick, and scissors.	Art Fine motor Pretend play
September 4: Splish Splash	Activities	Activity Item	Skill
	Activity 1	Splish Splash song Play the song. Dance and sing https://www.youtube.com/watch?v=tcb3Xdqs_kw	Attending to video Gross Motor
	Activity 2	Count the number on the umbrella craft with pictures  Follow along and make the craft	Art Sorting by colors Counting Fine motor
	Activity 3	Water Play Materials: a large container to hold the water, water, and toys that can get wet (kitchen items like bowls, cups,	Play activity

Monthly Activities Calendar

		<p>funnels, measuring cups)</p> <ol style="list-style-type: none"> 1. Fill the container with water 2. Add toys and cups <p>Practicing pouring, talk about the cold water, create actions with the toys and label what you are doing, be silly and have fun</p>	
September 7: Labor Day	Activities	Activity Item	Skill
	Activity 1	<p>Have your child watch this video about different occupations: https://www.youtube.com/watch?v=BOv4EnaeM9w </p>	<p>Attending to Video</p> <p>Exposure to different jobs</p>
	Activity 2	<p>Have your child choose which occupation they like, print it and have them color in the page. You can talk to them about the different jobs listed and what you would do in each job.</p> <p>http://www.supercoloring.com/coloring-pages/tags/community-helpers</p>	<p>Art</p> <p>Fine Motor</p> <p>Exposure to different jobs</p>
	Activity 3	<p>Watch this lesson about different community helpers with your child: https://www.youtube.com/watch?v=jt2q1cHsH6E </p>	<p>Attending to a video</p> <p>Answering questions</p> <p>Exposure to different jobs</p>
September 8: Spots and Stripes	Activities	Activity Item	Skill
	Activity 1	 <p>Materials: color paper, white paint, black paint, yellow paint, brown paint, paint brushes and paper plates.</p>	<p>Art</p> <p>Fine Motor</p>

Monthly Activities Calendar

	Activity 2	<p>Help him find his Zebra stripes</p> <p>Talk about what you see and hear in the video. Ask questions about what you see. Did the Zebra find his stripes?</p> <p>https://www.youtube.com/watch?v=pUwUEz8itoA</p>	<p>Attend to story on video</p> <p>Listening comprehension</p>
	Activity 3	<p>Print the page from the link.</p> <p>Draw stripes on the Zebra.</p> <p>Count his legs and stripes.</p> <p>https://twistynoodle.com/zebra-22-coloring-page/block_outline/</p>	<p>Fine motor</p> <p>Counting</p>


September 9:	Activities	Activity Item	Skill
Sneaky Snakes	Activity 1	 <p>Materials: paper plate, do-a-dot art markers, scissors, glue, googly eyes, black sharpie marker, tissue paper (optional).</p>	<p>Art</p> <p>Fine motor</p>
	Activity 2	<p>We're going to learn about snakes</p> <p>Talk about what you see and hear. Ask questions to check understanding.</p> <p>https://www.youtube.com/watch?v=xlixtTJrq4</p>	<p>Attending to video</p> <p>Listening comprehension</p>
	Activity 3	<p>Let's count and match.</p>	<p>Counting</p> <p>Matching</p> <p>Fine motor</p>

Monthly Activities Calendar




Print out the worksheet. Cut on the dotted lines. Have your child count the snakes. Find the matching number and the picture with the same amount of fingers.


<https://www.teacherspayteachers.com/Product/Snakes-Quantity-Puzzles-1-10-Show-me-fingers-Version-3542646>

September 10:	Activities	Activity Item	Skill
Let's March in the Band	Activity 1	Make your own drum  Materials: tin can, balloons, scissors, rubber band, and chopsticks.	Art Following directions Music Fine motor
	Activity 2	Watch the video. Ask questions. Ask your child to point to different animals. Pause the videos and make the animal sounds. Dance and sing along. Talk about the instruments. https://www.youtube.com/watch?v=aY_JqmBlSCE	Attending to video Responding to questions
	Activity 3	Make your own band Step 1:	Pretend play

Monthly Activities Calendar


		<p>Gather a couple stuff animals or your sibling</p> <p>Step 2:</p> <p>Give everyone an instrument</p> <p>Step 3:</p> <p>March around the house while you play your instrument, you can play music and move along with the beat.</p> <p>(if you don't have instrument you can make some by using sticks, cups, bowls, pots, beads in a cup with a lid, spices that make noise when you shake them)</p>	
September 11:	Activities	Activity Item	Skill
Pajama Party	Activity 1	<p>Oatmeal face mask</p>  <p>Materials: 1 cup of oatmeal, 6 tablespoons honey, 6 tablespoons plain yogurt, 1 sliced cucumber, Face towels</p> <p>Step 1:</p> <p>Cook one cup of oatmeal based on the directions on the package.</p> <p>Step 2:</p> <p>Mix the 6 tablespoons of honey and 6 tablespoons of plain yogurt together.</p> <p>Step 3:</p> <p>Combine oatmeal, honey and yogurt together. Set aside to cool to room temperature.</p> <p>Step 4:</p>	<p>Science</p> <p>Pretend play</p>

Monthly Activities Calendar


		<p>Apply the mask to face while avoiding eye area and place two cucumber slices to closed eyes.</p> <p>Step 5:</p> <p>Relax and let the mask sit for 10 to 15 minutes before rinsing off with warm water and drying with a towel.</p>	
	Activity 2	<p>Pajama Day story time</p> <p>Watch story. Talk about what happen. How long did Andrew sleep?</p> <p>https://www.youtube.com/watch?v=lmYjC0ldY9g</p>	<p>Attending to video</p> <p>Listening comprehension</p>
	Activity 3	<p>Dream catcher craft</p> 	<p>Art</p> <p>Colors</p> <p>Fine motor</p>
September 14:	Activities	Activity Item	Skill
Magic School Bus Adventure	Activity 1	<p>Magic School Bus Takes A Moonwalk</p> <p>https://www.youtube.com/watch?v=MDFbAuULI-s</p>	Attending to video
	Activity 2	<p>The Wheels on the Bus</p> <p>https://www.pinterest.com/pin/822892163155960397/</p>	Play
	Activity 3	<p>School Bus craft with pictures</p> <p>https://www.survivingateacherssalary.com/back-school-bus-paper-plate-craft-kids/</p>	Craft

Monthly Activities Calendar

September 15:	Activities	Activity Item	Skill
Secret Agent	Activity 1	I Spy: Binoculars craft with pictures https://www.allkidsnetwork.com/crafts/dress-up/binoculars-craft	Craft
	Activity 2	Invisible ink science project https://www.kiwico.com/diy/Science-Projects-for-Kids/3/project/Invisible-Ink/423 Let's play I spy with my favorite item: Have your child go into another room or hide their eyes. Take an action figure or stuffed animal and hide it somewhere in the room. Let your child look for it. If they need help you can give them clues using prepositions to find the toy (e.g., look under the shelf, check next to the TV, it's in something blue)	Science
	Activity 3	Secret Agent Shapes How many shapes did you find? https://www.youtube.com/watch?v=7aStqhksCuY	Attending to video Following directions

September 16:	Activities	Activity Item	Skill
Money, Money, Money	Activity 1	Coin Sorting Choose the low-prep option like the picture below or no prep and have your child sort coins by value, size, color, or year. 	Fine Motor Skills Coin Identification Sorting Sizes Color
	Activity 2	Counting Coins Using the provided worksheet, count the pennies and how much they are worth.	Counting Writing numbers

Monthly Activities Calendar



	Activity 3	Counting Coins Song Learn all about coins in this awesome video! https://www.youtube.com/watch?v=MbtmucV-U2c	Attending to Video/Song Money Identification
September 17: The Food Pyramid	Activities	Activity Item	Skill
	Activity 1	What is the food pyramid? Listen to this song to learn what and how much of a certain food we should eat! https://www.youtube.com/watch?v=0KbA8pFW3tg	Attending to Video/Song
	Activity 2	Grocery Store Bingo Using the provided worksheet, practice identifying the different food in the food pyramid while trying to get bingo!	Food Identification
	Activity 3	Plate Full of Food Print out your favorite foods in the Fruit, Vegetable, Grains, Dairy, Proteins, and Sweets category and create My Plate. Using all or some of the categories and sort the printed pictures into the correct spaces! 	Sorting Fine Motor Skills Cutting Paste/Tape
September 18: All the Water in the World	Activities	Activity Item	Skill
	Activity 1	What is the water cycle? Listen to this song to find out what happens in the water cycle! https://www.youtube.com/watch?v=TWb4KIM2vts	Attending to Video/Song
	Activity 2	Enki Splashes Around Hydro Logic is a splashy puzzle game that teaches the Water Cycle,	Fine Motor Skills

Monthly Activities Calendar

		also known as the Hydrologic Cycle! https://www.abcya.com/games/hydro_logic	Reading Technology
	Activity 3	Label the Water Cycle Using the provided worksheet identify and label the different parts of the water cycle that you have previously learned about!	Writing
September 21: Down by the (Chesapeake) Bay	Activities	Activity Item	Skill
	Activity 1	Down by the Bay Singalong https://www.youtube.com/watch?v=Yt1czlnCUCg	Attending to Video/Song
	Activity 2	Create Your Perfect Bay Day Using crayons, markers, and/or paint to make your ideal day on the Chesapeake Bay. Include the water, a boat, sand, sand castles, and even ice cream (the best part). Add anything that would make your bay day the best!	Art Fine Motor Skills
	Activity 3	Rhyme, Rhyme All the Time Download this rhyming words worksheet and practice with your child: https://www.k5learning.com/sites/all/files/worksheets/kindergarten-rhyming-circle-pictures-that-rhyme-1.pdf	Fine Motor Skills
September 22: Today I Feel Silly!	Activities	Activity Item	Skill
	Activity 1	Feelings Learn about the all the possible feelings we might experience. https://www.youtube.com/watch?v=-J7HcVLsCrY	Attending to Video/Song Emotions
	Activity 2	Listen to Today I Feel Silly read aloud: https://www.youtube.com/watch?v=JofkgL7CY5A	Attending to Video/Book
	Activity 3	Super Silly Faces Create some super silly faces to express yourself! Using materials	Art Cutting

Monthly Activities Calendar


		<p>around the house, draw your silliest face, and then have a photoshoot!</p> 	<p>Tape/Gluing</p> <p>Fine Motor Skills</p>
--	--	---	---

September 23: Book: Go Dog Go!	Activities	Activity Item	Skill
	Activity 1	<p>Listen to Go Dog Go! read aloud:</p> <p>https://www.youtube.com/watch?v=BfZZIIWxWEE</p>	<p>Attending to Video/Book</p>
	Activity 2	<p>Stop Dog, Slow Dog, Go Dog!</p> <p>First, let's make our stop light! Using crayons, markers, or paint to recreate a stop light. You could also cut out red, yellow, and green pictures from a magazine. Once you've created your stoplight, you can play Stop, Slow, Go! When your adult says "GO!" run or fast walk around the house, when they say "SLOW!" walk in slow motion, and when they say "STOP!" stop where you are! Repeat and switch it up for as long as you want!</p> 	<p>Art</p> <p>Gross Motor Movement</p>
	Activity 3	<p>Traffic Light Snacks</p> <p>When you need a break, it's time for a snack. Using graham crackers, a spreadable jam/spread, and skittles (or another candy of your choice), help construct your traffic light!</p> 	<p>Cooking</p> <p>Fine Motor Skills</p>


Monthly Activities Calendar

September 24:	Activities	Activity Item	Skill
Book: The Tortoise and the Hare	Activity 1	Listen to The Tortoise and the Hare read aloud: https://www.youtube.com/watch?v=P6kLLB9twzc	Attending to Video/Book
	Activity 2	Paper Hare or Paper Tortoise? Using a paper plate, choose to make Hare Ears or a Tortoise shell. Once you're done crawl slowly around the house with your Tortoise shell or hop around the house with your Hare ears.	Art Fine Motor Skills Gross Motor Skills Imaginative Play
	Activity 3	How are they the same? How are they different? Using a computer or tablet, search for traits of Hare's and Tortoise's that make them similar to each other and different from one another.	Research
September 25:	Activities	Activity Item	Skill
Book: Thomas the Tank Engine	Activity 1	Listen to Thomas and the Tank Engine read aloud: https://www.youtube.com/watch?v=sf3BINphuzc	Attending to Video/Book
	Activity 2	Color Thomas Using the provided worksheet and crayons, markers, and/or paint make Thomas colorful and be creative as possible!	Art Fine Motor Skills
	Activity 3	Rollaway Train Let's see your train-tastic picture. Grab your washable paints and your favorite train, dip your train wheels in the paint, and roll it around your paper to create your masterpiece!	Art Fine Motor Skills
September 28:	Activities	Activity Item	Skill
Book: Green Eggs	Activity 1	Listen to Green Eggs and Ham read aloud: https://www.youtube.com/watch?v=jdotPwVJYzs	Attending to Video/Book

Monthly Activities Calendar

and Ham	Activity 2	I DO Want Green Eggs and Ham For breakfast today, we ARE making green eggs and ham! Following the craft example , make green eggs and serve to your family! 	Art Cutting Coloring Fine Motor Skills
	Activity 3	Eggcellent Survey For your House A big question that comes up when reading this book is, "Would you eat green eggs and ham?" Go around the house and ask each family member this question, keep a tally, and look at your results. Would YOU eat green eggs and ham?	Communication Social Skills
September 29:	Activities	Activity Item	Skill
Book: Harold and the Purple Crayon	Activity 1	Listen to Harold and the Purple Crayon read aloud: https://www.youtube.com/watch?v=35y8j6c3ecQ	Attending to Video/Book
	Activity 2	Tracing with Harold Using the provided worksheets, follow Harold around and help him trace.	Pre-writing Tracing Fine Motor Skills
	Activity 3	Purple Day Just like Harold and his Purple Crayon it's up to you to search around your house and find items that are purple. Once you've found all your purple items, have a show and tell with others in your house.	Gross Motor Skills Colors
September 30:	Activities	Activity Item	Skill
What's the weather?	Activity 1	All About the Weather Listen to this song and learn all about the different kinds of	Attending to Video/Song


Monthly Activities Calendar

		<p>weather that happen across the world.</p> <p>https://www.youtube.com/watch?v=e5UTaPV-Dlg</p>	Weather
	Activity 2	<p>What's the Weather?</p> <p>Look outside, what do you see? Grab a piece of paper, crayons/markers/paint/pencil, and draw what the weather looks like outside today! Is it raining? Is it hot? Show us!</p>	<p>Art</p> <p>Fine Motor Skills</p> <p>Weather</p>
	Activity 3	<p>Water In a Bag</p> <p>Now that we've learned about the water cycle and weather, it's time to see it in action! Make your water cycle in a bag to see what the sun does to water.</p> 	<p>Experiment</p> <p>Following directions</p>

These are suggested activities for your children. You know your child best and if the activities do not match your child's skill level or interest it is our recommendation that you do not do the activities. Your child should be supervised by a responsible adult for all activities to ensure their safety.

Associated Documents:

The Water Cycle



Directions: Cut out the words below and glue them in the correct spots.

condensation


evaporation

accumulation


precipitation

©AMommyTalks2013. All rights reserved.

Monthly Activities Calendar


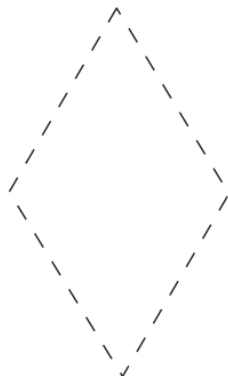
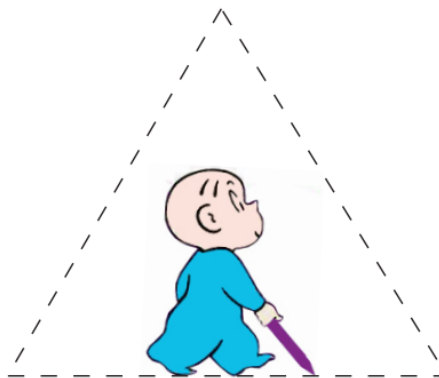



Use a purple crayon or marker
to trace the lines from top to bottom



Monthly Activities Calendar

Use a purple crayon or marker to trace the shapes



COLOR THE COINS

Color all the quarters. Remember coins are shown by both the front and the back of the coin.

© www.123homeschool4me.com



Monthly Activities Calendar

Counting Coins
Pennies Only
Math Worksheet 1



Name: _____

How much money is shown by the coins?

9

9¢



How Many?

How Much?



How Many?

How Much?



How Many?

How Much?



How Many?

How Much?



How Many?

How Much?



How Many?

How Much?



How Many?


























How Much?



How Many?


How Much?

Grocery Store BINGO

FRUITS	VEGGIES	DAIRY	PROTEIN	GRAINS
				
				
				
				
				



“You know everything about Sodor,” says Thomas. “You’re just the engine for the job!”



Grocery Store BINGO

FRUITS	VEGGIES	DAIRY	PROTEIN	GRAINS
