



October

Sunday	Monday	Tuesday	Wednesday	Thursday	Friday	Saturday
				1 Theme: Chilly Weather	2 Theme: Moon Phases	3
4	5 Theme: Apple Picking	6 Theme: Falling Leaves	7 Theme: Scarecrows	8 Theme: Creepy, Crawly, Spiders	9 Theme: The Tree of Life	10
11	12 Theme: Casper the Friendly Ghost	13 Theme: Monster Mash	14 Theme: S'more October Snacks, Please!	15 Theme: Moving Through the (Corn) Maze	16 Theme: Pumpkin Pie (Charts)	17
18	19 Theme: Book: Too Many Pumpkins	20 Theme: Book: How to Catch a Monster	21 Theme: Book: Hello fall	22 Theme: Book: It's the Great Pumpkin, Charlie Brown	23 Theme: Book: Bernstein Bears: Trick or Treat	24
25	26 Theme: Frankenstein	27 Theme: Black Cats	28 Theme: Mummies	29 Theme: Little Pumpkins, Big Pumpkins	30 Theme: Halloween	31

Monthly Activities Calendar

October 1 st :	Activities	Activity Item	Skill
Chilly Weather	Activity 1	Listen to the Fall Weather read aloud: https://www.youtube.com/watch?v=i6r7Shv26kY	Attending to video/book
	Activity 2	What's the weather? Now that summer is over and fall has begun the temperature outside has started to change. Ask someone in your house "What's the weather today?" When they answer ask yourself is it hot or cold outside? You can find out more information by asking that person "Is it hot or cold in Fall?" "What should I wear outside in this weather?"	Research
	Activity 3	Fall Dress Up Now that it's fall, what kind of clothes do you think you should wear? With someone in your house, show them what you think you should wear on a chilly fall day! Flip flops or sneakers? Long sleeve shirts or short sleeve shirts? So many choices! When you're done ask them how you did!	Independence Making choices
October 2 nd :	Activities	Activity Item	Skill
Moon Phases	Activity 1	Paper Plate Moon Using the craft template, make your paper moon! 	Arts and Craft Coloring Cutting
	Activity 2	Phases of the Oreo Using the picture below, set up your paper plate with the labels. Prep your Oreos to reflect the phases of the moon. Bonus: after you're done you get to eat the cookies!	Eating Fine Motor Skills

Monthly Activities Calendar


			
	Activity 3	Find the Moon Before bedtime, look out your window or go outside with someone in your family and find the moon! Together google what phase the moon is in tonight (Waning Crescent, Third Quarter, Waning Gibbous, Full Moon, Waxing Gibbous, First Quarter, Waxing Crescent, or New Moon).	Research
October 5 th :	Activities	Activity Item	Skill
	Activity 1	Apple Picking Time to get creative! Imagine you're going apple picking, pretend to walk through the trees and pick each apple off the tree. Put the "apples" in your pretend basket until it's too heavy to pull! Hand out your imaginary apples to your family OR pretend to make apple pies for them. Close your eyes and smell your freshly made imaginary apple pies. Warning: you may get hungry!!!	Imaginary Play
	Activity 2	Listen to the Apple Picking Day read aloud: https://www.youtube.com/watch?v=GA1ZcvfgTJO	Attending to video/book
	Activity 3	Apple Sequencing Using the provided worksheet, put the steps of eating an	Sequencing

Monthly Activities Calendar




		apple in order.	
October 6th:	Activities	Activity Item	Skill
Falling Leaves	Activity 1	Skeleton Leaves Go outside and pick out 3-4 of your favorite leaves! Next, take a piece of paper and put it on top of your leaves. Lastly, using a crayon or colored pencil, color over your leaves and look at the beautiful design (skeleton) that appears!	Coloring Fine Motor Skills
	Activity 2	Practice mindfulness by following along with the Falling Leaves Guided Meditation. https://www.youtube.com/watch?v=DXvZ1sbE2gM	Attending to video Mindfulness Following Directions
	Activity 3	Leaves Coloring Pages Using the provided coloring pages, jump into fall by coloring the leaves that fall from the trees. Hang up your coloring page in your room to make it festive!	Art Fine Motor Skills Colors
October 7th:	Activities	Activity Item	Skill
Scarecrows	Activity 1	Listen to the Scarecrow read aloud: https://www.youtube.com/watch?v=aHAbHxWo534	Attending to video/book
	Activity 2	Color Me Scarecrow Using the provided coloring pages, color your scarecrow using any colors you want!	Art Fine Motor Skills Colors
	Activity 3	Listen to the Not-So-Scary Scarecrow read aloud: https://www.youtube.com/watch?v=t6HanZcqvtI	Attending to video/book

October 8th:	Activities	Activity Item	Skill
Creepy, Crawly, Spiders	Activity 1	Listen to How Spider Saved Halloween read aloud: https://www.youtube.com/watch?v=YOTzxhW7Hdc	Attending to the video/book



Monthly Activities Calendar

	Activity 2	Watch and try to recreate the Spider pose: https://www.youtube.com/watch?v=9j4Y5EYIJwg	Attending to video Yoga
	Activity 3	The Happy Little Spider Following the craft template, it's time to make your own happy little spiders! 	Art Fine Motor Skills
October 9th:	Activities	Activity Item	Skill
The Tree of Life	Activity 1	Watch and try out the Tree Pose to get into character: https://www.youtube.com/watch?v=bG4ValU7TmI	Attending to video Gross Motor Skills Yoga
	Activity 2	Listen to the Acorn and the Oak Tree read aloud: https://www.youtube.com/watch?v=Ft_53wmXECA	Attending to video/book
	Activity 3	Autumn Tree Q-Tip Painting Sketch out a simple or detailed tree. Next take out your Autumn paint colors (red, orange, brown, green, yellow), dip your Q-Tip, and fill your tree with beautiful leaves for Autumn!	Art Fine Motor Skills Colors


Monthly Activities Calendar

			
October 12th:	Activities	Activity Item	Skill
Casper the Friendly Ghost	Activity 1	Watch the Casper the Friendly Ghost Halloween special: https://www.youtube.com/watch?v=UG_X-D9ttT8	Attending to video/movie
	Activity 2	Friendly Rocks Find rocks near your house and paint friendly ghosts on them with silly faces. Put them outside for everyone to see! 	Arts and crafts
	Activity 3	Give a Ghost a High Five What letter does "Ghost" start with? Paint your hand white, press it firmly onto a piece of paper, then write "___ is for Ghost!" Sound it out! 	Arts and Craft Writing Spelling

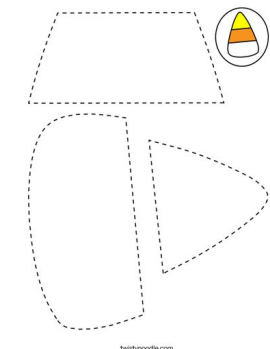
Monthly Activities Calendar

October 13 th :	Activities	Activity Item	Skill
Monster Mash	Activity 1	Dance along with or listen to the Kidz Bop kids sing to Monster Mash! https://www.youtube.com/watch?v=qXtZSShHYjA	Attending to video/song
	Activity 2	Spooky Plates Using the provided template, make your spooky, scary, monster mask. Walk around your house giving a friendly "BOO!" 	Art Gross Motor Skills
	Activity 3	Ink Blot Monsters Make your inky Monster using a sheet of paper and paint! Folder your piece of paper in half, drizzle some paint along the crease, refold your paper, use your fingers to spread the paint inside, unfold your paper, and you have your monster! You can add googly eyes, whiskers, etc! 	Fine Motor Skills Imaginative Play Following Directions



Monthly Activities Calendar

October 14 th :	Activities	Activity Item	Skill
S'more October Snacks, Please!	Activity 1	Listen to S'mores Indoors read aloud: https://www.youtube.com/watch?v=AYBkHWFxYOU	Attending to video/book
	Activity 2	S'mores Sequencing Using the provided worksheet, put the steps of making a s'more in order.	Sequencing
	Activity 3	Indoor Campfire Time to pretend we're going camping! All you will need are a sheet of paper, popsicle sticks, and red paint (optional: a sponge). Dip the sponge in red paint and dab it on the paper (optionally, you can use your fingers or a brush to create the "fire"). Then tape or glue your popsicles sticks underneath. Pretend you're roasting marshmallows, making s'mores, and sharing campfire stories! 	Imaginative Play Fine Motor Skills Art
October 15 th :	Activities	Activity Item	Skill
Moving Through the (Corn) Maze	Activity 1	Pumpkin Maze Using the provided worksheet, find your way to the center of the pumpkin in this maze!	Tracing Fine Motor Skills
	Activity 2	Build a Candy Corn Using the provided worksheet, cut and color your candy. You can do multiple and lay your candy corns in a trail leading to your room!	Cutting Coloring Following Directions


Monthly Activities Calendar

		<p>Make a Candy Corn</p> 	
	Activity 3	Halloween Maze Using the worksheet provided, help the children find pumpkin by leading them through the maze!	Tracing Fine Motor Skills
October 16th:	Activities	Activity Item	Skill
Pumpkin Pie (Charts)	Activity 1	I Spy & Count it Using the provided worksheet, count all of the pumpkins, bats, spiders, candy corn, witches hat, and haunted houses, and practice your numbers!	Counting Writing Fine Motor Skills
	Activity 2	Thankful Pie Using a paper plate, make your pumpkin pie (see separate craft). "Cut" your pie in quarters using a sharpie or marker. Think hard about the things you are thankful for and write it in the pieces of pie!	Coloring Fine Motor Skills Gratitude
	Activity 3	Listen to You're My Little Pumpkin Pie read aloud: https://www.youtube.com/watch?v=oZy7yTQWO3M	Attending to video/book
October 19th:	Activities	Activity Item	Skill
Book: Too Many	Activity 1	Listen to Too Many Pumpkins read aloud: https://www.youtube.com/watch?v=ENWIPN2ltp4	Attending to video/book

Monthly Activities Calendar

Pumpkins	Activity 2	Pumpkin Plate For a pumpkin that isn't too heavy, some may say light as a feather recreate this pumpkin plate! 	Art Coloring Cutting
	Activity 3	Different Size Pumpkins Using the worksheet provided, find the pumpkins and trees that are different in size.	Size Identification Writing
October 20 th :	Activities	Activity Item	Skill
Book: How to Catch a Monster	Activity 1	Listen to How to Catch a Monster read aloud: https://www.youtube.com/watch?v=DloN6XSOYig	Attending to video/book
	Activity 2	Label the Big Green Monster Using the provided worksheet, label the eyes, ear, mouth, nose, teeth, face, and hair on this big green monster!	Following Directions Body Part Identification Writing
	Activity 3	Play Dough Monster Use your own play dough to make a scary monster. Use items around the house like googly eyes. When you're done, start over!! 	Fine Motor Skills

Monthly Activities Calendar


October 21st:	Activities	Activity Item	Skill
Theme: Book: Hello Fall	Activity 1	Listen to Hello Fall read aloud: https://www.youtube.com/watch?v=IBIQw4gAFYo	Attending to video/book
	Activity 2	Waving Hi to Fall <p>Fall turns the leaves beautiful shades of red, orange, yellow, and brown. You can make a beautiful leaf with your hand! Dip your hand in paint of your choice and press it onto the paper. After that draw the stem of the leaf running through. Make sure you show off your leaf!</p> 	Art Fine Motor Skills Following Directions
	Activity 3	Fall Scavenger Hunt <p>Using the provided worksheet, take a trusted adult by the hand and go searching for Fall things around your house or your neighborhood!</p>	Gross Motor Skills
October 22nd:	Activities	Activity Item	Skill
Book: It's the Great Pumpkin, Charlie Brown	Activity 1	Listen to It's the Great Pumpkin, Charlie Brown read aloud: https://www.youtube.com/watch?v=jkONZEP56O0	Attending to video/book
	Activity 2	Watch It's the Great Pumpkin, Charlie Brown movie on YouTube! https://www.youtube.com/watch?v=Szj28OAY6tU	Attending to video/movie
	Activity 3	Color Charlie Brown and his Great Pumpkin	Art

Monthly Activities Calendar


		Using the provided worksheet, color the picture of Charlie Brown and his Great Pumpkin! Get creative and use any colors you want.	Coloring/Colors
October 23rd:	Activities	Activity Item	Skill
Book: Berenstain Bears: Trick or Treat	Activity 1	Listen to Berenstain Bears: Trick or Treat read aloud: https://www.youtube.com/watch?v=NpgFZIYO0C8	Attending to video/book
	Activity 2	Trick or Treat Get your pillowcase or candy bag ready and walk around your house saying "TRICK OR TREAT!!!" to get ready for Halloween. Who knows, maybe you'll get a piece of candy or two...	Imaginative Play
	Activity 3	Color Your Candy Using the provided worksheet, color the picture of the candy.	Art Coloring/Colors
October 26th:	Activities	Activity Item	Skill
Frankenstein	Activity 1	Listen to Frankenstein Doesn't Wear Earmuffs read aloud: https://www.youtube.com/watch?v=CCzoQcFEVhs	Attending to video/book
	Activity 2	Walk like a Frankenstein Using the link below, watch Frankenstein do his iconic walk. Now YOU try it! Walk around your house doing the Frankenstein and trick your parents into thinking there's a monster in the house! https://www.youtube.com/watch?v=UR2qnWCnXY	Gross Motor Skills Motor imitation
	Activity 3	Make Your Own Frankenstein Using construction paper, markers, and/or crayons make your very own Frankenstein!	

Monthly Activities Calendar



October 27th:	Activities	Activity Item	Skill
Black Cats	Activity 1	Watch and practice the Cat Pose https://www.youtube.com/watch?v=-rU8sBq5avY	Attending to video Gross Motor Skills Yoga
	Activity 2	Listen to The Black Cat read aloud: https://www.youtube.com/watch?v=9HqC5_Yj7GM	Attending to video/book
	Activity 3	Paper Plate Cat Using the provided template, make your super sneaky black cat and tell her "it's almost Halloween!"  <p>paper plate</p> <p>BLACK CAT</p>	Art Following directions
October 28th:	Activities	Activity Item	Skill
	Activity 1	Listen to Where's my Mummy? read aloud: https://www.youtube.com/watch?v=-e6il_V1yM4	Attending to video/book

Monthly Activities Calendar

	Activity 2	Toilet Paper Roll Mummies Recycle your toilet paper roll or your paper towel roll and make your mummy! Give him googly eyes or draw on eyes, give him toilet paper wrapping or use computer paper pieces, make him short or tall, get creative! 	Art Fine Motor Skills
	Activity 3	Wrapped Up in a Good Book Using the provided worksheet, practice your writing skills on this Mummy. Tell us what the book is called, who wrote the book, and why you love it! Feel free to use any of the books you listened to this month!!	Writing
October 29 th :	Activities	Activity Item	Skill
Little Pumpkins, Big Pumpkins	Activity 1	Counting Pumpkin Seeds Using the provided worksheet, using little candies add "seeds" to your pumpkin picture, count them up, and find the corresponding number!	Counting Fine Motor Skills Cutting

Monthly Activities Calendar

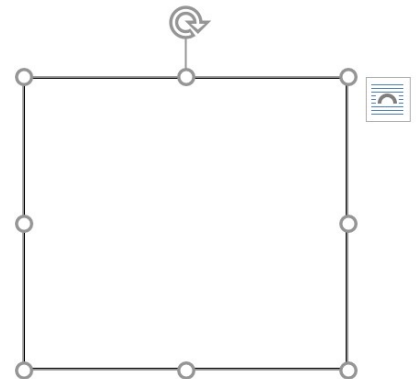
	Activity 2	Inside vs. Outside? Recreate a table like the one below. On one side, think about what the outside of a pumpkin looks like and feels like. Then think about what the inside of a pumpkin is like! Write it down and talk about it with someone in your house! <table><tr><th>Outside</th><th>Inside</th></tr><tr><td></td><td></td></tr></table>	Outside	Inside			Fine Motor Skills Writing
Outside	Inside						
	Activity 3	Listen to Pete the Cat: Five Little Pumpkins read aloud: https://www.youtube.com/watch?v=XFAzEXNPYN8	Attending to video/book				
October 30th: Halloween	Activities	Activity Item	Skill				
	Activity 1	Halloween Parade Have everyone in your house put on their costume, put on your favorite song, and march around the living room in your very own Halloween Parade!	Dressing up Gross Motor Skills				
	Activity 2	Halloween Bingo Using the bingo board provided, get ready for Halloween tomorrow by playing bingo with the people in your house! For bonus fun, use candy corn as your bingo chips!	Fine Motor Skills Identification				
	Activity 3	Follow along with Rudy Broom to do some yoga before Halloween begins! https://www.youtube.com/watch?v=ArOzn2dtDdA	Attending to video Gross Motor Skills Yoga				

These are suggested activities for your children. You know your child best and if the activities do not match your child's

Monthly Activities Calendar

skill level or interest it is our recommendation that you do not do the activities. Your child should be supervised by a responsible adult for all activities to ensure their safety.


Put in Order:





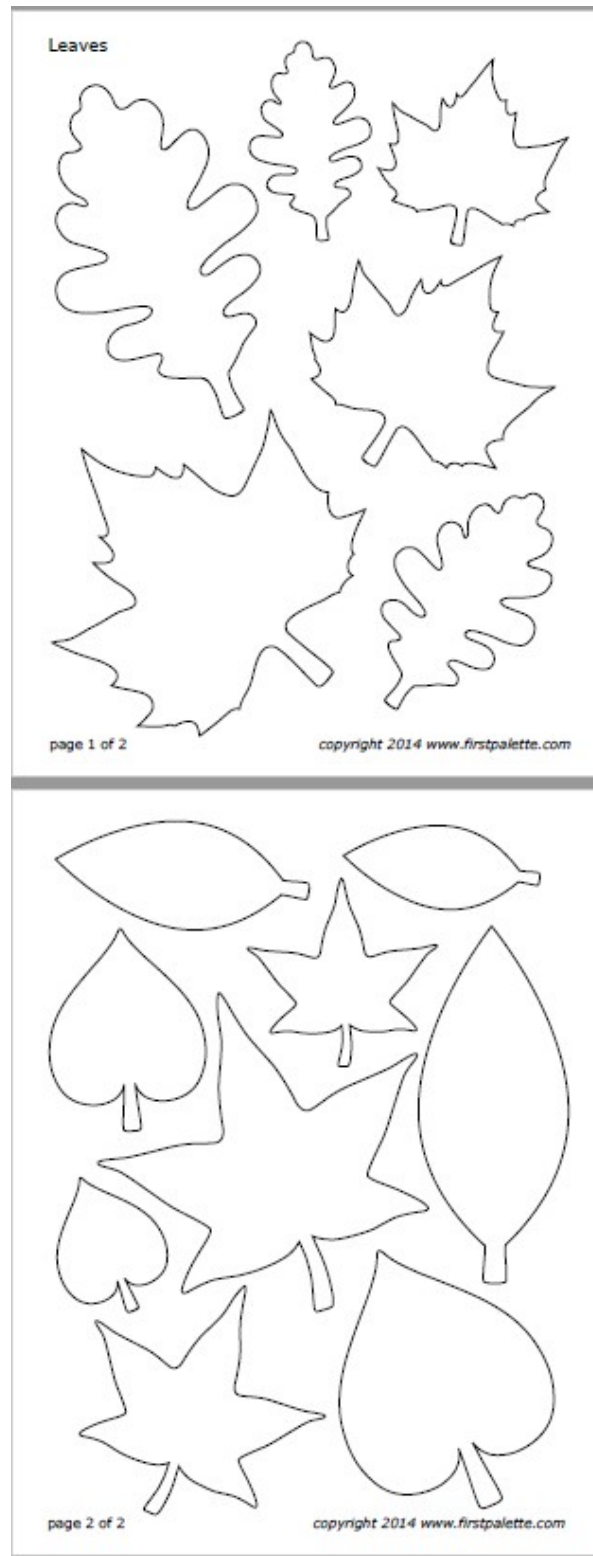
The Shafer Center
CREATING OPPORTUNITIES FOR SUCCESS

Monthly Activities Calendar





Monthly Activities Calendar



Monthly Activities Calendar





FALL SCAVENGER HUNT

- | | |
|--|--|
| <input type="checkbox"/>  Yellow Leaf | <input type="checkbox"/>  Brown Leaf |
| <input type="checkbox"/>  Red Leaf | <input type="checkbox"/>  Green Leaf |
| <input type="checkbox"/>  Acorn | <input type="checkbox"/>  Pinecone |
| <input type="checkbox"/>  Mushroom | <input type="checkbox"/>  Apple |
| <input type="checkbox"/>  Bird | <input type="checkbox"/>  Pumpkin |
| <input type="checkbox"/>  Twig | <input type="checkbox"/>  Flower |
| <input type="checkbox"/>  Scarecrow | <input type="checkbox"/>  Spider Web |

WWW.PRINTABLESFAIRY.COM



Name: _____ I can label the
Big Green Monster!

WRITE

mouth	hair	teeth	face
eyes	ears	nose	

Name: _____ I can label the



The Shafer Center
CREATING OPPORTUNITIES FOR SUCCESS

Monthly Activities Calendar



CartoonJr.com

© All Rights Reserved.
All trademarked characters are © by their respective creators.
CartoonJr printables are for personal use only.

Downloaded from azcoloring.com

The Shafer Center
11500 Cronridge Dr.
Suite 130
Owings Mills, MD 21117
Tel: 410-517-1113
www.theshafercenter.com



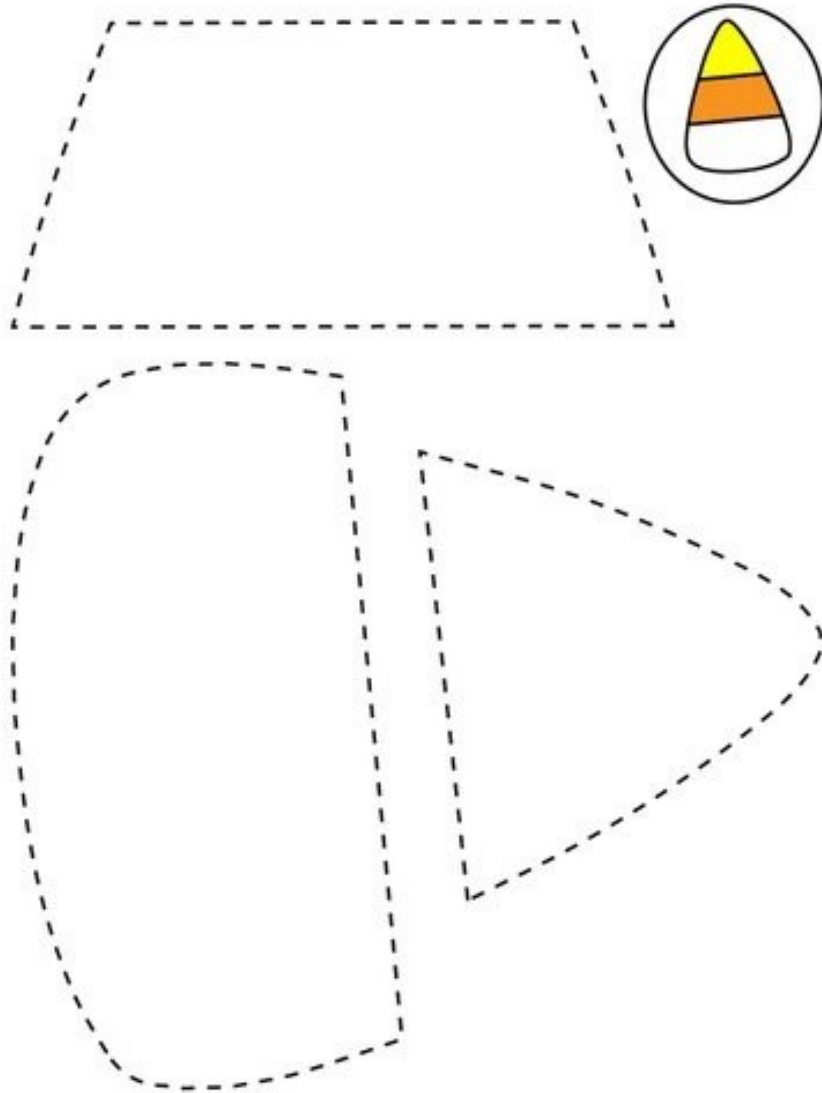
How many seeds
are in the pumpkin?



typicallysimple.com



Make a Candy Corn



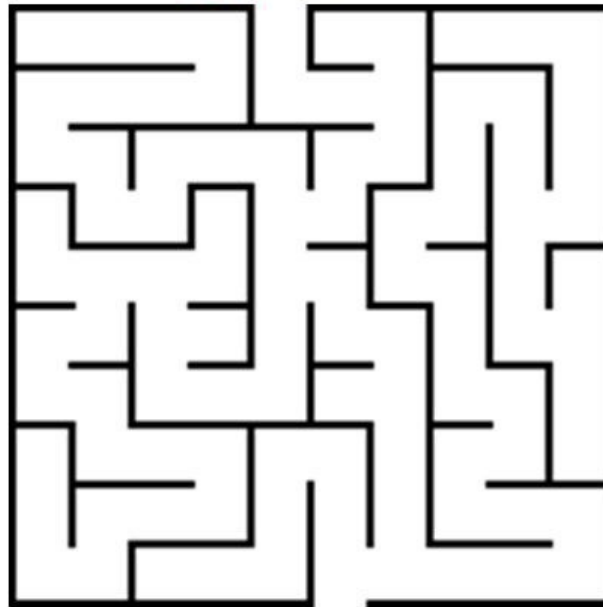
twistynoodle.com



Maze



Happy Halloween

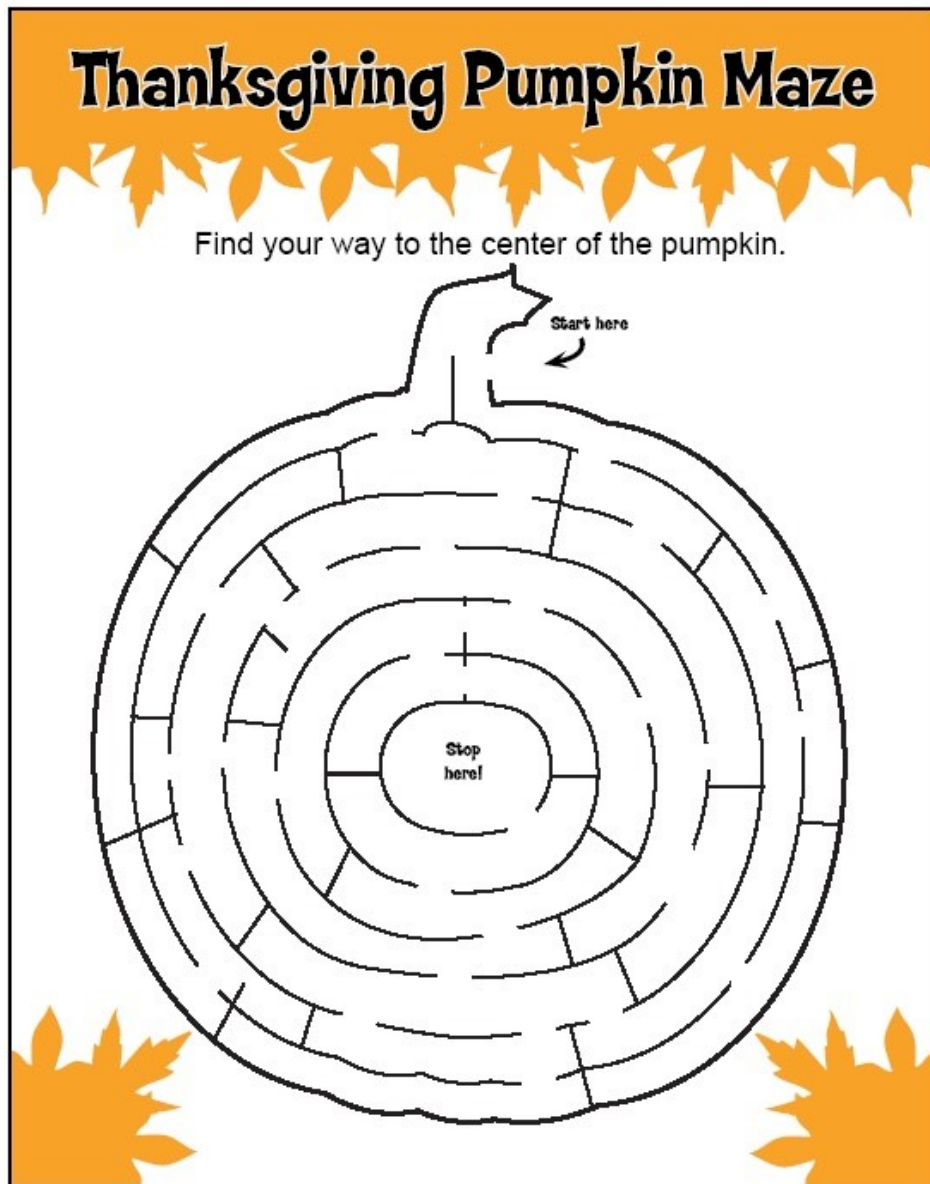


Help the children find the pumpkin

Difficulty: easy

www.KindergartenWorksheets4Kids.co


III





The Shafer Center
CREATING OPPORTUNITIES FOR SUCCESS

Monthly Activities Calendar



Name: _____

I'm **Wrapped Up** in a **Great Book!**

Title

.....

Author

.....

What I really like about this book is...

.....

.....

.....

.....

.....

© Stephanie Trapp

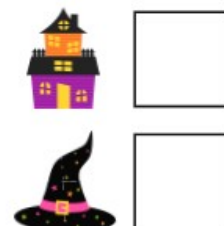
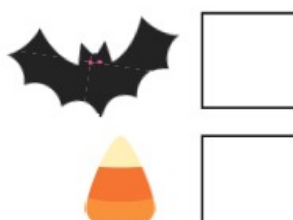

Halloween

I Spy & Count It



typicallysimple.com

How many are there?





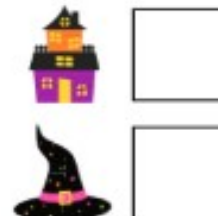
Halloween

I Spy & Count It



typicallysimple.com

How many are there?





S

Halloween

I Spy & Count It



How many are there?





The Shafer Center
CREATING OPPORTUNITIES FOR SUCCESS





















Monthly Activities Calendar





Monthly Activities Calendar

Circle the object in each row that is a different size.

Monthly Activities Calendar

Put in Order:

