


# December

Sunday	Monday	Tuesday	Wednesday	Thursday	Friday	Saturday
		1 Theme: Candy Canes	2 Theme: Winter Clothes	3 Theme: Penguin Parade	4 Theme: Polar Bear Plunge	5
6	7 Theme: Nutcracker	8 Theme: Animals in Winter	9 Theme: Gingerbread House	10 Theme: Candle Light	11 Theme: Winter Walk	12
13	14 Theme: Book: Here Comes Jack Frost	15 Theme: Book: Holly's Red Boots	16 Theme: Book: A Loud Winter's Nap	17 Theme: Book: The Mitten	18 Theme: Book: Sneezy the Snowman	19
20	21 Theme: Let it Snow, Let it Snow, Let it Snow	22 Theme: Building a Snowman	23 Theme: Sledding	24 Theme: Reindeer	25 Theme: Winter Wonderland	26
27	28 Theme: Snowflakes	29 Theme: Igloos	30 Theme: Frozen	31 Theme: Ringing in the New Year		

## Monthly Activities Calendar

December 1 <sup>st</sup> :	Activities	Activity Item	Skill
Candy Canes	Activity 1	<b>Candy Cane Rice Sensory Play</b>  Place a bag of rice in a bowl/container. Put 5-6 little candy canes deep inside the rice. Now it's time to search! Find all the candy canes and count them at the end to make sure you've retrieved them all!	Sensory  Fine Motor Skills  Counting
	Activity 2	<b>Candy Cane Science Experiment</b>  Fill one bowl/cup with water and the one bowl/cup with vinegar. Drop in your candy canes (one in the water cup and one in the vinegar cup) and wait ~5 minutes. Ask yourself "what's happening to the candy canes?" Wait another ~25 minutes and ask yourself again "what's happening to the candy canes?" Congrats, little scientist!	Following Directions  Science  Fine Motor Skills  Waiting
	Activity 3	<b>I Spy Candy Canes!</b>  Candy canes come in all colors, flavors, and sizes! Use the provided worksheet to find and count all the candy canes according to their color!	Counting  Colors  Fine Motor Skills
December 2 <sup>nd</sup> :	Activities	Activity Item	Skill
Winter Clothes	Activity 1	<b>Dress Up</b>  Challenge time! Go to your room and pick out an outfit that will keep you warm on a cold, December day. If you need help, you can always ask someone in your house!	Independence
	Activity 2	<b>What Do You Wear in the Snow?</b>  Using the provided worksheet, circle all the clothes you wear during the winter and when it snows. As a bonus, color all the winter clothes that you circled!	Fine Motor Skills  Identification  Arts and Crafts
	Activity 3	<b>Winter Clothing Song</b>  Listen to the Winter Clothing Song and see everything we need to go outside in the snow and stay warm!  <a href="https://www.youtube.com/watch?v=c7s-Twed45g">https://www.youtube.com/watch?v=c7s-Twed45g</a>	Attending to video/song

## Monthly Activities Calendar


December 3 <sup>rd</sup> :	Activities	Activity Item	Skill
Penguin Parade	Activity 1	<b>Listen to and follow along with the Be Brave Little Penguin read aloud:</b>  <a href="https://www.youtube.com/watch?v=f4TnDma78Oo">https://www.youtube.com/watch?v=f4TnDma78Oo</a>	Attending to the video/book
	Activity 2	<b>Practice the Penguin Pose:</b>  <a href="https://www.youtube.com/watch?v=V00_uC9eGRk">https://www.youtube.com/watch?v=V00_uC9eGRk</a>	Following Directions  Yoga  Gross Motor Skills
	Activity 3	<b>Label the Penguin</b>  Using the provided worksheet, label the different parts of a penguin. If you need help, ask someone in your house for help or google "parts of a penguin"!	Identification  Writing  Research
December 4 <sup>th</sup> :	Activities	Activity Item	Skill
Polar Bear Plunge	Activity 1	<b>Listen to the Polar Bear Polar Bear What Do You See? read aloud:</b>  <a href="https://www.youtube.com/watch?v=ehoGdGokXfc">https://www.youtube.com/watch?v=ehoGdGokXfc</a>	Attending to the video/book
	Activity 2	<b>Handy Dandy Polar Bear</b>  Using the craft template, make your hand sized polar bear!  	Arts and Crafts  Following Directions  Shapes
	Activity 3	<b>Polar Bear Polar Bear, What Do I See?</b>  Google a picture of a Polar Bear. What do you see? Make a list of all the parts of a polar bear. I will give you the first	Writing  Research

## Monthly Activities Calendar

		one, "two eyes"!	
<b>December 7<sup>th</sup>:</b>	<b>Activities</b>	<b>Activity Item</b>	<b>Skill</b>
<b>Nutcracker</b>	Activity 1	<b>Trace and Color</b>  Using the provided worksheet, trace the word "Nutcracker" and then get creative to color in the picture!	Tracing  Fine Motor Skills  Arts and Crafts
	Activity 2	<b>N is for Nutcracker</b>  Using the provided worksheet, practice your lowercase and uppercase Ns! N is the first letter in Nutcracker.	Fine Motor Skills  Writing
	Activity 3	<b>Listen to the Bea in the Nutcracker read aloud:</b>  <a href="https://www.youtube.com/watch?v=Zzsy7KpiDdM">https://www.youtube.com/watch?v=Zzsy7KpiDdM</a>	Attending to the video/book

<b>December 8<sup>th</sup>:</b>	<b>Activities</b>	<b>Activity Item</b>	<b>Skill</b>
<b>Animals in Winter</b>	Activity 1	<b>Listen to the Animals in Winter read aloud:</b>  <a href="https://www.youtube.com/watch?v=eLDbjt_FiTM">https://www.youtube.com/watch?v=eLDbjt_FiTM</a>	Attending to the video/book
	Activity 2	<b>Winter Animal Search</b>  With someone in your house, head in the backyard or front yard and search for a winter animal! Use what you learned from the story to know what animals to look for!	Animal Identification  Gross Motor Skills
	Activity 3	<b>Create Your "Animal" Tracks</b>  Plenty of animals that leave footprints behind in the winter, including you! Using a sheet of paper and paint of your choice, stick 2 fingers in the paint and leave little fingerprints all over the paper. You can get creative and come up with a story of where you were going when you left your tracks behind!	Arts and Crafts  Imaginative Play
<b>December 9<sup>th</sup>:</b>	<b>Activities</b>	<b>Activity Item</b>	<b>Skill</b>
<b>Gingerbread</b>	Activity 1	<b>Watch the runaway Gingerbread Man:</b>	Attending to the


## Monthly Activities Calendar

House		<a href="https://www.youtube.com/watch?v=hsEorBffl3o">https://www.youtube.com/watch?v=hsEorBffl3o</a>	video
	Activity 2	<b>Gingerbread Tracing</b>  Using the provided worksheet, use the gingerbread strips to trace your letters! Attached are letters A through D, feel free to do some or all of the tracing!	Tracing  Letters  Fine Motor Skills
	Activity 3	<b>Build Your Own Gingerbread House</b>  Using the craft template, build your own gingerbread house! Feel free to follow the craft template or using crayons/markers/colored pencils to draw your gingerbread house. Get creative! Hang up your beautiful house in your room to decorate for the holiday season! 	Fine Motor Skills  Arts and Crafts  Following Directions  Creativity
December 10 <sup>th</sup> :	Activities	Activity Item	Skill
Candle Light	Activity 1	<b>"Camping Out"</b>  Let's go camping! Ask the people in your house for a flashlight or two. When it gets dark out, head upstairs to your room and turn your lights out. Turn on your flashlight(s) and pretend to look at the stars. Enjoy your night of camping!	Imaginative Play
	Activity 2	<b>Listen to the Winter Candle read aloud:</b>  <a href="https://www.youtube.com/watch?v=muMzzQOFTIA">https://www.youtube.com/watch?v=muMzzQOFTIA</a>	Attending to the video/book
	Activity 3	<b>Candle Craft</b>	Creativity

## Monthly Activities Calendar

		<p>Using the craft template, create your own holiday candle to add some “light” to your house.</p> 	<p>Arts and Crafts</p> <p>Following Directions</p>
<p><b>December 11<sup>th</sup>:</b></p> <p><b>Winter Walk</b></p>	<b>Activities</b>	<b>Activity Item</b>	<b>Skill</b>
	Activity 1	<p><b>The 5 Senses of Winter</b></p> <p>Using the provided worksheet, go on a walk outside or go into your yard and search for everything on the list. The list includes items you can see, hear, smell, and feel, so make sure your senses are ready!</p>	<p>Gross Motor Skills</p> <p>Observation</p>
	Activity 2	<b>Watch Happy Feet on any platform it is available.</b>	Attending to movie
	Activity 3	<p><b>Winter Walk</b></p> <p>With a trusted adult in your house, get dressed in clothes that will keep you warm and head out! Walk around your neighborhood and get some nice, cool, winter fresh air!</p>	Gross Motor Skills
<p><b>December 14<sup>th</sup>:</b></p> <p><b>Book:</b> <b>Here Comes Jack Frost</b></p>	<b>Activities</b>	<b>Activity Item</b>	<b>Skill</b>
	Activity 1	<p><b>Listen to the Here Comes Jack Frost read aloud:</b></p> <p><a href="https://www.youtube.com/watch?v=LxCJQI-J14">https://www.youtube.com/watch?v=LxCJQI-J14</a></p>	Attending to the video/book
	Activity 2	<p><b>Create Your Own Frost Scene</b></p> <p>Now that you have read Here Comes Jack Frost, it’s time to create your own frost scene! On a blank piece of white</p>	<p>Arts and Crafts</p> <p>Fine Motor Skills</p>

## Monthly Activities Calendar



		<p>paper, draw your design with a <b>white</b> crayon. Once your design is complete, paint your paper blue (be sure to paint over your “frost”)! Here is an example!</p> 	
	Activity 3	<p><b>“Snow” Writing</b></p> <p>Pour salt aka “snow” onto a tray or plate. Practice writing your name, your ABCs, your numbers, and more with your pointer finger!</p>	<p>Fine Motor Skills</p> <p>Writing</p>
<p><b>December 15<sup>th</sup>:</b></p> <p><b>Book:</b> <b>Holly’s Red Boots</b></p>	<b>Activities</b>	<b>Activity Item</b>	<b>Skill</b>
	Activity 1	<p><b>Listen to the Holly’s Red Boots read aloud:</b></p> <p><a href="https://www.youtube.com/watch?v=QLPdDzYMHx4">https://www.youtube.com/watch?v=QLPdDzYMHx4</a></p>	Attending to the video/book
	Activity 2	<p><b>Search for All the Red Things</b></p> <p>Holly could not find her red boots, so she looked all over the house for all of the red things! Now it’s your turn. Search around your house for all your red items and who knows, maybe you will find red boots too!</p>	<p>Color Identification</p> <p>Gross Motor Skills</p>
	Activity 3	<p><b>Snow Boots</b></p> <p>Is there snow outside? Or just some crunchy leaves? Throw on <b>your</b> boots and head outside! There is so much fun to have outside, so be like Holly, find your boots, and get outside!</p>	Gross Motor Skills
<p><b>December 16<sup>th</sup>:</b></p> <p><b>Book:</b> <b>A Loud Winter’s</b></p>	<b>Activities</b>	<b>Activity Item</b>	<b>Skill</b>
	Activity 1	<p><b>Listen to the A Loud Winter’s Nap read aloud:</b></p> <p><a href="https://www.youtube.com/watch?v=YRXoZjmk5LM">https://www.youtube.com/watch?v=YRXoZjmk5LM</a></p>	Attending to the video/book

## Monthly Activities Calendar


<b>Nap</b>	Activity 2	<b>Sleepy Tortoise</b>  Now that we have listen to A Loud Winter's Nap and we know how much tortoise needs his sleep, let's try not to wake him! Using the worksheet provided, color your tortoise without waking him up!	Arts and Crafts
	Activity 3	<b>Walk Like a Tortoise</b>  Now that you have colored our tortoise friend without waking him up, let's pretend to <b>be</b> the tortoise. They move slowly, so get down on all fours and sloooooowly walk/crawl around the room like a tortoise until you find a new place to nap.	Gross Motor Skills  Imaginative Play
<b>December 17<sup>th</sup>:</b>  <b>Book:</b> <b>The Mitten</b>	<b>Activities</b>	<b>Activity Item</b>	<b>Skill</b>
	Activity 1	<b>Listen to The Mitten read aloud:</b>  <a href="https://www.youtube.com/watch?v=QA6ukHm9etg">https://www.youtube.com/watch?v=QA6ukHm9etg</a>	Attending to the video/book
	Activity 2	<b>Trace the Lines</b>  Using the provided worksheet, lead the animals to the mitten by showing them the way! Using a pencil/crayon/marker/colored pencil trace the line until you hit the mitten.	Writing  Fine Motor Skills
	Activity 3	<b>Design Your Own Mitten</b>  Using the provided worksheet, draw and/or paste pictures into your own mitten! Get creative with what you put inside. Will it be your family? Your pet? You favorite animal or toy? It's up to you!	Creativity  Writing  Arts and Crafts
<b>December 18<sup>th</sup>:</b>  <b>Book:</b> <b>Sneezy the Snowman</b>	<b>Activities</b>	<b>Activity Item</b>	<b>Skill</b>
	Activity 1	<b>Listen to the Sneezy the Snowman read aloud:</b>  <a href="https://www.youtube.com/watch?v=5eBXQN7lv2A">https://www.youtube.com/watch?v=5eBXQN7lv2A</a>	Attending to the video/book
	Activity 2	<b>Sneezy the Snowman's Word Search</b>	Fine Motor Skills



## Monthly Activities Calendar

		Our new friend Sneezy the Snowman sneezed and blew his words all over the place. Using the provided worksheet and the word bank, find all the words Sneezy lost.	
	Activity 3	<b>Melted Snowman Craft</b>  Following the craft template, make your own melted snowman. Feel free to add your own personalization to it! 	Arts and Crafts  Following Directions
<b>December 21<sup>th</sup>:</b>	<b>Activities</b>	<b>Activity Item</b>	<b>Skill</b>
<b>Let it Snow, Let it Snow, Let it Snow!</b>	Activity 1	<b>Listen and dance to Let it Snow! Let it Snow! Let it Snow!:</b>  <a href="https://www.youtube.com/watch?v=KZy86Zli31A">https://www.youtube.com/watch?v=KZy86Zli31A</a>	Attending to the video/song
	Activity 2	<b>Snowstorm In a Jar</b>  If there is no snow outside, let's create some ourselves! Following the craft template, make your snowstorm in a jar and let it snow, let it snow, let it snow!! 	Science Experiment  Following Directions  Weather

## Monthly Activities Calendar

	Activity 3	<b>Watch the Peppa Pig Snow episode:</b> <a href="https://www.youtube.com/watch?v=RbKPdwBOPF8">https://www.youtube.com/watch?v=RbKPdwBOPF8</a>	Attending to video/show
<b>December 22<sup>nd</sup>:</b>  <b>Building a Snowman</b>	<b>Activities</b>	<b>Activity Item</b>	<b>Skill</b>
	Activity 1	<b>Roll-A-Snowman</b>  Using the provided worksheet, create your snowman! If you don't have a physical dice use the following website. <a href="https://www.random.org/dice/">https://www.random.org/dice/</a>	Cooperation  Following directions  Fine Motor Skills
	Activity 2	<b>Listen and dance to Do You Want to Build a Snowman?:</b> <a href="https://www.youtube.com/watch?v=TeQ_TTyLGMs">https://www.youtube.com/watch?v=TeQ_TTyLGMs</a>	Attending to video/show
	Activity 3	<b>Marshmallow Snowman</b>  Time for a treat! To make your marshmallow snowman you'll need a graham cracker base, icing (for "glue"), 2 marshmallows, 2 pretzel sticks, 4-5 chocolate chips, and a candy corn! After you build it, ask if you can eat it! 	Cooking  Following Directions  Fine Motor Skills
<b>December 23<sup>rd</sup>:</b>  <b>Sledding</b>	<b>Activities</b>	<b>Activity Item</b>	<b>Skill</b>
	Activity 1	<b>Listen to the Ten on the Sled read aloud:</b> <a href="https://www.youtube.com/watch?v=j42SIL_uugM">https://www.youtube.com/watch?v=j42SIL_uugM</a>	Attending to the video/book


## Monthly Activities Calendar

	Activity 2	<b>I'm on the Sled!</b>  Now that you have read Ten on the Sled, now it's time for you to get on the sled! Borrow a pillow or blanket from someone in your house, put it on the floor, sit on it, and hold on! Pretend you're sledding down a huge hill! If you want ten on the sled too, use your stuffed animals and toys!	Imaginative Play
	Activity 3	<b>Color the Sled</b>  Using the provided worksheet, color the sled and the two friends riding it!	Arts and Crafts  Fine Motor Skills
<b>December 24<sup>th</sup>:</b>	<b>Activities</b>	<b>Activity Item</b>	<b>Skill</b>
<b>Reindeer</b>	Activity 1	<b>Reindeer Feed</b>  Oh no! A reindeer is expected to come by your house today and they like certain foods! Make them some reindeer feed to feel welcome! Mix together honey nut and chocolate Chex mix, peanut butter filled pretzels, holiday colored M&Ms, and roasted peanuts! Leave it out for some reindeer to enjoy, but also try it yourself to make sure it tastes good! (Switch out certain treats for others if there's an allergy).	Following Directions  Cooking
	Activity 2	<b>Listen to the A Day in the Life of Reindeers read aloud:</b>  <a href="https://www.youtube.com/watch?v=-PNK2plaZp4">https://www.youtube.com/watch?v=-PNK2plaZp4</a>	Attending to the video/book
	Activity 3	<b>Practice the Deer pose:</b>  <a href="https://www.youtube.com/watch?v=4_EP-K0hCUM">https://www.youtube.com/watch?v=4_EP-K0hCUM</a>	Gross Motor Skills  Following Directions
<b>December 25<sup>th</sup>:</b>	<b>Activities</b>	<b>Activity Item</b>	<b>Skill</b>
<b>Winter Wonderland</b>	Activity 1	<b>Winter Bingo</b>  Using the provided worksheet, grab some bingo chips and the people in your house and play!	Fine Motor Skills

## Monthly Activities Calendar

	Activity 2	<b>Listen and dance to Winter Wonderland:</b>  <a href="https://www.youtube.com/watch?v=3SGjRzjJsYc">https://www.youtube.com/watch?v=3SGjRzjJsYc</a>	Attending to the video/song
	Activity 3	<b>Winter Wonderland I Spy</b>  Using the provided worksheet, find and count how many snowman, hot chocolate, has, marshmallows, snowflakes, mittens, penguins, snow pile, sled, and shovels are on the page.	Counting  Fine Motor Skills
<b>December 28<sup>th</sup>:</b>  <b>Snowflakes</b>	<b>Activities</b>	<b>Activity Item</b>	<b>Skill</b>
	Activity 1	<b>Listen to The Little Snowflake read aloud:</b>  <a href="https://www.youtube.com/watch?v=RG8qfJSeDu8">https://www.youtube.com/watch?v=RG8qfJSeDu8</a>	Attending to the video/book
	Activity 2	<b>The Beautiful Snowflake</b>  Using the provided worksheet, color your snowflake any color you'd like, get creative! When you are done hang it in your room for some winter decoration!	Arts and Crafts  Creativity
	Activity 3	<b>Winter Glitter Snowflake</b>  Following the craft template, make your beautiful glitter snowflake. Not many people get to keep a snowflake, you are so lucky!	Arts and Crafts  Fine Motor Skills
<b>December 29<sup>th</sup>:</b>  <b>Igloos</b>	<b>Activities</b>	<b>Activity Item</b>	<b>Skill</b>
	Activity 1	<b>Listen to the Curious George Builds an Igloo read aloud:</b>  <a href="https://www.youtube.com/watch?v=D1FFhzAKMaQ">https://www.youtube.com/watch?v=D1FFhzAKMaQ</a>	Attending to the video/book
	Activity 2	<b>I is for Igloo</b>  Following the craft template, create your I made out of an "Igloo".	Arts and Crafts  Letter Identification  Fine Motor Skills  Cutting

## Monthly Activities Calendar

			
	Activity 3	<b>Igloo Fort</b>  Time to build your igloo. While you're building remember the ice is cold, so you should wear your gloves or blow on your hands to keep them warm! When your igloo fort is built, head inside, relax, and admire your hard work!	Imaginative Play
<b>December 30<sup>th</sup>:</b>	<b>Activities</b>	<b>Activity Item</b>	<b>Skill</b>
<b>Frozen</b>	Activity 1	<b>Watch Frozen or Frozen 2 on any platform they are available.</b>	Attending to the movie
	Activity 2	<b>Frozen Patterns</b>  Using the provided worksheet, cut out the Frozen characters, look at each pattern, and paste the characters where they come next!	Pattern  Fine Motor Skills
	Activity 3	<b>Fill In the Elsa</b>  Using the provided worksheet, use a pencil to color in all the dots on Elsa.	Fine Motor Skills
<b>December 31<sup>th</sup>:</b>	<b>Activities</b>	<b>Activity Item</b>	<b>Skill</b>
<b>Ring in the New Year</b>	Activity 1	<b>Listen to the Night Before New Year's read aloud:</b>  <a href="https://www.youtube.com/watch?v=b7KYTfTDlyk">https://www.youtube.com/watch?v=b7KYTfTDlyk</a>	Attending to the video/book
	Activity 2	<b>2020 Time Capsule</b>  Using the worksheet provided and an adult in your house, fill out your 2020 time capsule! Write down your favorite things, what you want to do next year, your school, and	Thoughtfulness  Gratitude  Writing

## Monthly Activities Calendar

		much more so you don't forget what this year brought you!	Fine Motor Skills
	Activity 3	<b>New Year's Eve Practice</b>  Just like our new friends in the book we read, let's practice our WOO's and cheers to prepare for the new year! Count down from 10 (10, 9, 8, 7, 6, 5, 4, 3, 2, 1!!!!) and show all your excitement for 2021! Then see if you can make it until midnight to celebrate!!!	Waiting  Counting

*These are suggested activities for your children. You know your child best and if the activities do not match your child's skill level or interest it is our recommendation that you do not do the activities. Your child should be supervised by a responsible adult for all activities to ensure their safety.*





The Shafer Center  
CREATING OPPORTUNITIES FOR SUCCESS

## Monthly Activities Calendar

# I SPY: CANDY CANES












For Personal Use Only | And Next Comes L | <http://www.andnextcomesL.com>

The Shafer Center  
11500 Cronridge Dr.  
Suite 130  
Owings Mills, MD 21117  
Tel: 410-517-1113  
[www.theshafercenter.com](http://www.theshafercenter.com)



# I SPY: CANDY CANES

Write down the number of each item that you found.

_____	Blue	
_____	Green	
_____	Orange	
_____	Black	
_____	Red	
_____	Yellow	
_____	Brown	
_____	Pink	
_____	Purple	

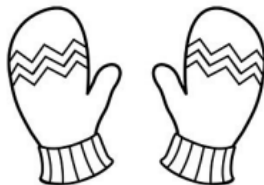
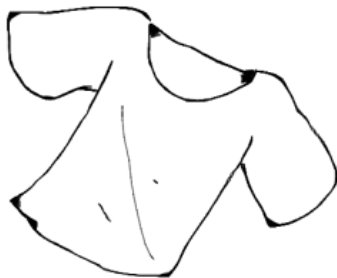
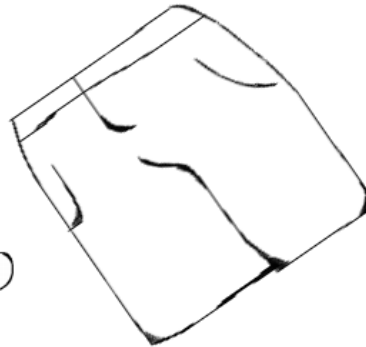
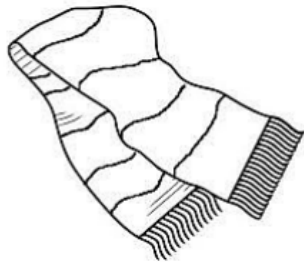




# Getting Dressed for Snow

Name: \_\_\_\_\_ Date: \_\_\_\_\_


Circle the clothing items you would wear in WINTER to play in the snow.





Name: \_\_\_\_\_

### Parts of a Penguin:



Created By: Fran Kramer

bill

flippers

web feet

egg

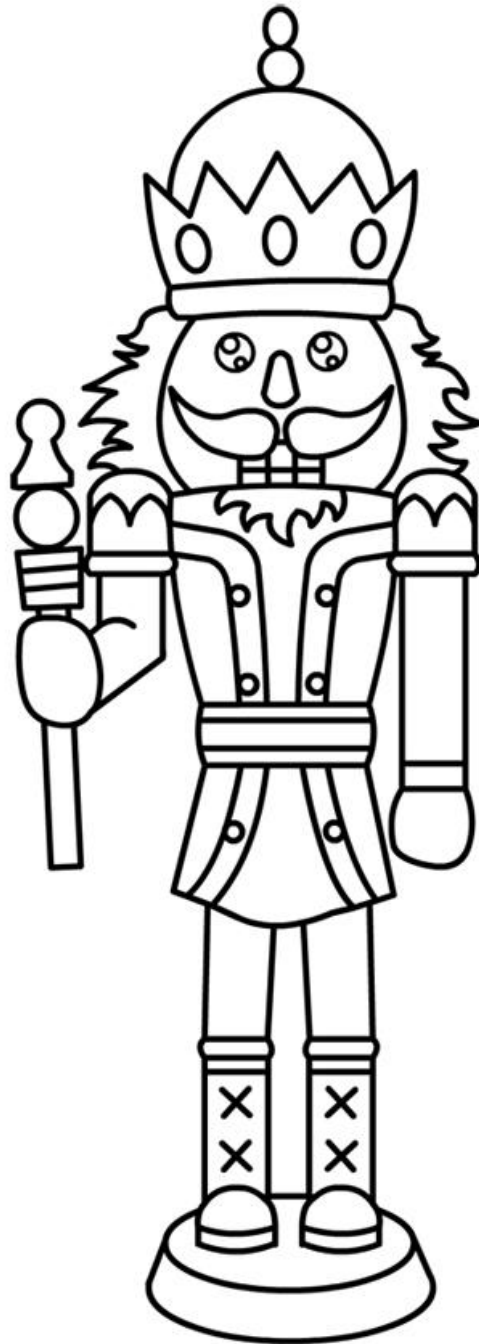
feathers



The Shafer Center  
CREATING OPPORTUNITIES FOR SUCCESS

## Monthly Activities Calendar

nutcracker




<http://prek-8.com>

The Shafer Center  
11500 Cronridge Dr.  
Suite 130  
Owings Mills, MD 21117  
Tel: 410-517-1113  
[www.theshafercenter.com](http://www.theshafercenter.com)



# N is for Nutcracker



Nutcracker

N N N N N N N N

N N N N N N N N

n n n n n n n n

n n n n n n n n

N N N N N N N N









N N N N N N N N

n n n n n n n n

n n n n n n n n



## Monthly Activities Calendar

			
A	B	C	D
A	B	C	D
A	B	C	D
A	B	C	D
A	B	C	D
A	B	C	D
			

©The Letters of Literacy

# Winter Scavenger Hunt

## To Find



Twig



Pine Needle



Pine Cone



Moss

## To Look For



Animal Tracks



A Bird Flying



Clouds



Berries



A Frozen Puddle



A Tree That Has  
Lost Its Leaves



An Evergreen  
Tree



An Icicle



# Winter Scavenger Hunt

## To Listen For



Birds Chirping



The Wind



A Frozen Tree  
Crackling



Water Dripping  
From A Branch

## To Smell



Bark



Cedar



Snow



Pine

## To Feel



Chilly Cheeks



Tree Bark



Ice




Snowflakes On  
Your Face



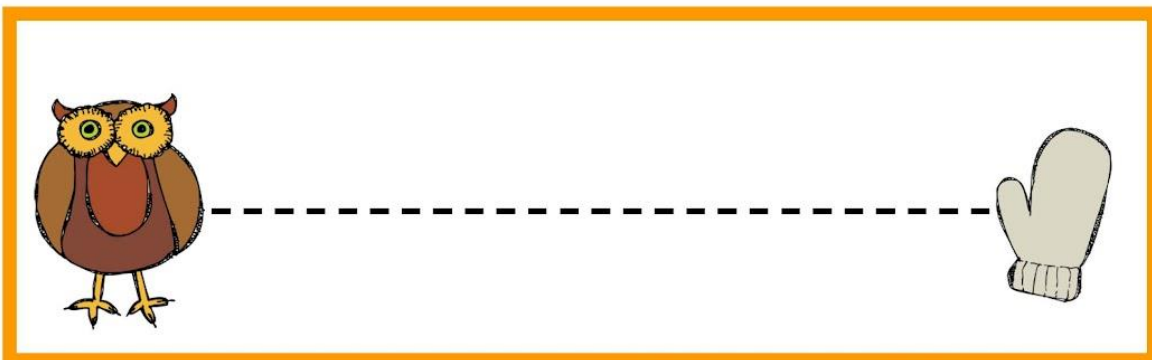
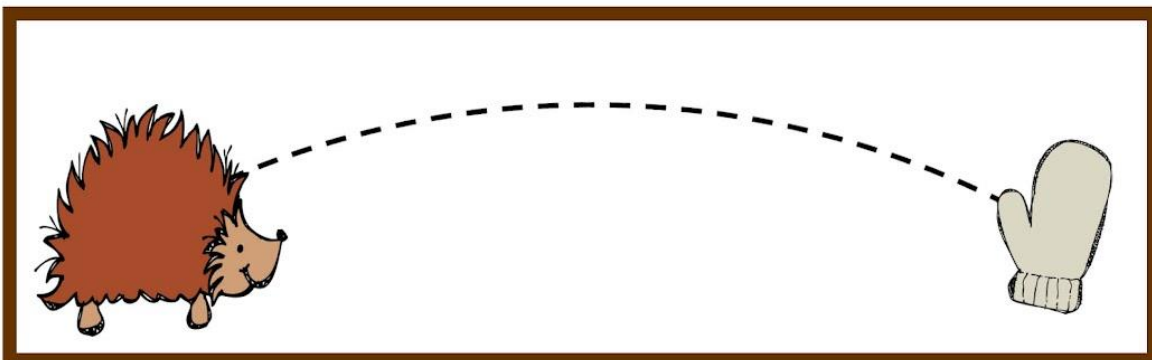
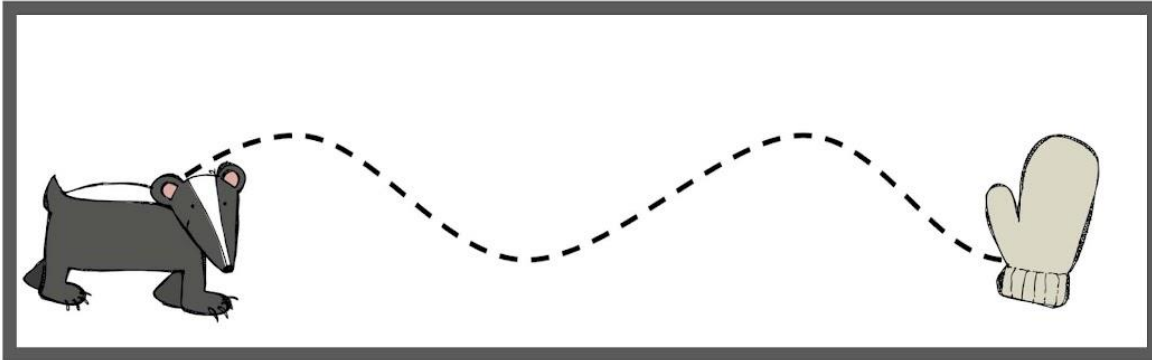
The Shafer Center  
CREATING OPPORTUNITIES FOR SUCCESS

## Monthly Activities Calendar





Trace the Lines



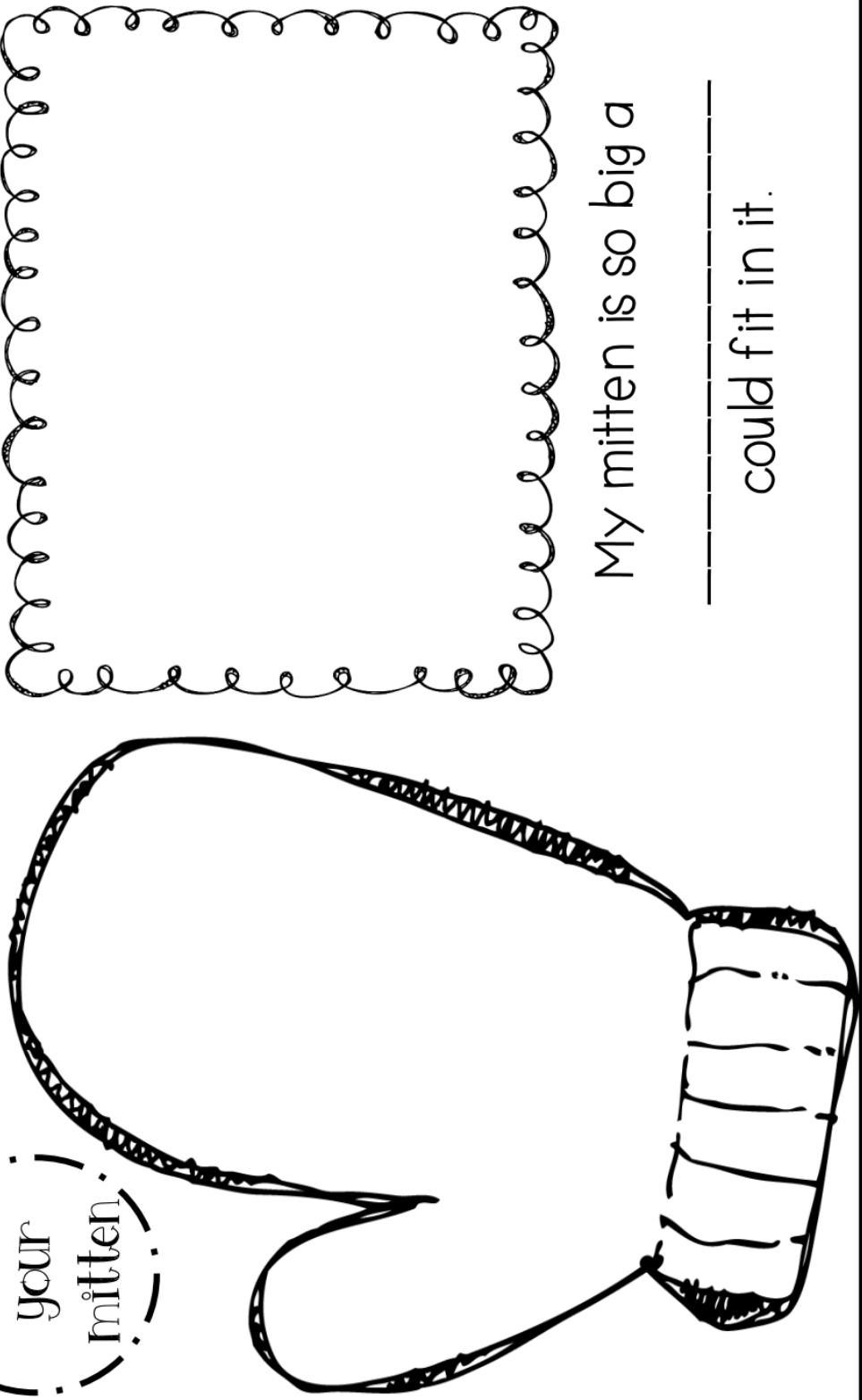


My Mitten

Name \_\_\_\_\_

Design your mitten

My mitten is so big a \_\_\_\_\_ could fit in it.

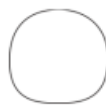





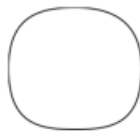



# Roll - A - Snowman

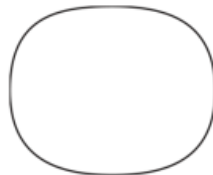

Roll the die. Look at the number and draw that part of the snowman on your paper. The first person to draw the entire snowman wins!



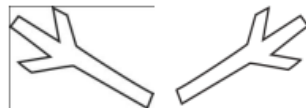

top ball




middle ball



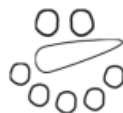

bottom ball



arms



hat



face

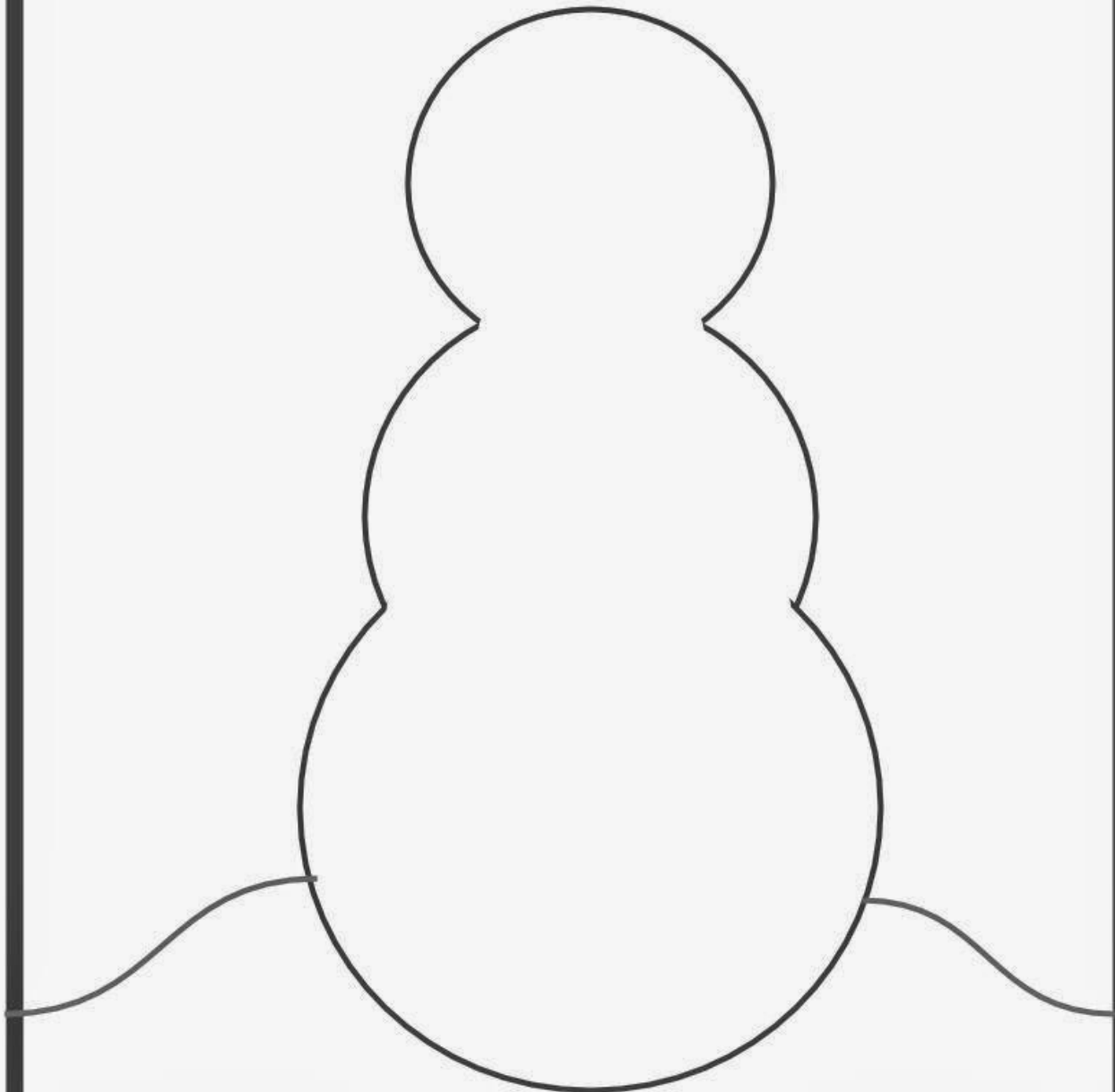




The Shafer Center  
CREATING OPPORTUNITIES FOR SUCCESS

## Monthly Activities Calendar

Do You Want to  
Build a Snowman?



[kidlutions.com](http://kidlutions.com)

TEL: 410-517-1115  
[www.theshafercenter.com](http://www.theshafercenter.com)



The Shafer Center  
CREATING OPPORTUNITIES FOR SUCCESS

## Monthly Activities Calendar







The Shafer Center  
CREATING OPPORTUNITIES FOR SUCCESS

## Monthly Activities Calendar





## Monthly Activities Calendar









# Winter Wonderland

## I Spy

Count how many of each are in the picture.


	<input type="text"/>		<input type="text"/>
	<input type="text"/>		<input type="text"/>
	<input type="text"/>		<input type="text"/>
	<input type="text"/>		<input type="text"/>
	<input type="text"/>		<input type="text"/>
	<input type="text"/>		<input type="text"/>



The Shafer Center  
CREATING OPPORTUNITIES FOR SUCCESS

## Monthly Activities Calendar

# Large Snowflake Template



©Copyright Simple Mom Project

The Shafer Center  
11500 Cronridge Dr.  
Suite 130  
Owings Mills, MD 21117  
Tel: 410-517-1113  
[www.theshafercenter.com](http://www.theshafercenter.com)

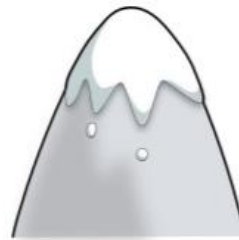


## Monthly Activities Calendar

Patterns: Cutout the squares and complete the patterns



?



?



?



The Shafer Center  
CREATING OPPORTUNITIES FOR SUCCESS

## Monthly Activities Calendar







**2020 TIME CAPSULE**

Name: \_\_\_\_\_ Age: \_\_\_\_\_ Height: \_\_\_\_\_ Weight: \_\_\_\_\_ Shoe Size: \_\_\_\_\_

**My Favorites**

Color: \_\_\_\_\_  
Book: \_\_\_\_\_  
Dinner: \_\_\_\_\_  
Treat: \_\_\_\_\_  
Friend: \_\_\_\_\_  
Toy: \_\_\_\_\_  
Movie: \_\_\_\_\_

**Thoughtfulness**

The best thing that happened to me this year was:  
\_\_\_\_\_  
\_\_\_\_\_  
\_\_\_\_\_

This new year I want to:  
\_\_\_\_\_  
\_\_\_\_\_  
\_\_\_\_\_

When I grow up I want to be:  
\_\_\_\_\_  
\_\_\_\_\_

My School: \_\_\_\_\_ My Address: \_\_\_\_\_