



February

Sunday	Monday	Tuesday	Wednesday	Thursday	Friday	Saturday
	1 Theme: Book – Olivia and the Perfect Valentine	2 Theme: Groundhog Day	3 Theme: Jack Jumped Over the Candle Stick	4 Theme: Football	5 Theme: All Things Red	6
7	8 Theme: Book – Pete the Cat Valentine's Day is Cool	9 Theme: Pizza Palace	10 Theme: A Bug's Life	11 Theme: Valentine's Day	12 Theme: Chinese New Year	13
14	15 Theme: Presidents Day	16 Theme: Mardi Gras	17 Theme: Breakfast Time	18 Theme: Say Cheese	19 Theme: Love Your Pet	20
21	22 Theme: Book – The Lady with the Alligator Purse	23 Theme: Marshland	24 Theme: Light Party	25 Theme: Down by the Bay	26 Theme: Book – The Original Warm Fuzzy Tale	27
28						


Monthly Activities Calendar

February 1 st	Activities	Activity Item	Skill
Book: Olivia and the Perfect Valentine	Activity 1	Listen to Olivia and the Perfect Valentine Read Aloud: Who is your perfect Valentine? https://www.youtube.com/watch?v=MghnH0qmxxE	Attending to video/book
	Activity 2	Perfect Valentine's Card Craft: Following Olivia's directions, pick someone to make a valentine for, cut out your own perfect heart and decorate with their favorite things! 	Coloring/ Color ID Cutting
	Activity 3	Help the Robots Get to their Perfect Valentines: Using the worksheet provided, color each robot and heart, then trace each line to connect the robot with their perfect valentine!	Tracing Coloring
February 2 nd	Activities	Activity Item	Skill
Groundhog Day	Activity 1	Listen to Substitute Groundhog Read Aloud: I've heard of substitute teachers, but substitute groundhogs? https://www.youtube.com/watch?v=NeNi7qh4Thk	Attending to video/book
	Activity 2	Become a Substitute Groundhog: Punxsutawney Phil is out sick, so it is your turn to be the groundhog! Go outside and move, stand, and sound like a ground hog while you look for your shadow. Do you see it? Let us know if that means spring is coming or if we have 6 more weeks of winter!	Imaginative play Imitation Simple Discrimination Receptive/Expressive

Monthly Activities Calendar

			ID
	Activity 3	Groundhog Color by Number Worksheet: Using the worksheet provided, solve the math problems to color in the groundhog.	Addition Coloring
February 3rd	Activities	Activity Item	Skill
Jack Jumped Over the Candle Stick	Activity 1	Listen to the Jack Be Nimble Nursery Rhyme: Jack be nimble, Jack be quick...can you finish the nursery rhyme? https://www.youtube.com/watch?v=vZDIP3WI8lo .	Attending to video
	Activity 2	Jack Jumped Over a Candlestick Craft: Create a paper candlestick that is safe for jumping over! Use it to play the movement game in the next activity.  <p>by Still Playing School for Pre-K Pages</p>	Fine motor (grasping and tearing tape) Cutting Gluing
	Activity 3	Jack be Nimble Movement Game: Recite the rhyme and replace Jack's name with the name of each family member, allowing them to try to jump over the candlestick as you say the rhyme. You can work on name recognition as you replace the names each time.	Following Directions Name Recognition
February	Activities	Activity Item	Skill

Monthly Activities Calendar



4th Football	Activity 1	Watch the Best of NFL Moments on Nickelodeon! Football is for kids too! Touchdown! https://www.youtube.com/watch?v=a7JuMmCQpe4	Attending to Video
	Activity 2	Make Your Own Football Craft: Using simple materials, make our own paper football for Super Bowl Sunday! Have a favorite team? Make your football in their colors to show team spirit! 	Cutting Following Directions
	Activity 3	Football Toss: Go outside, or somewhere where you have plenty of room, and practice throwing your football. If you don't have one, you can use the homemade one from the craft above, or substitute it with another ball to home. Bonus: Do your own celebration dance when you score a touchdown!	Gross Motor Movement Attending
February 5 th	Activities	Activity Item	Skill
All Things Red	Activity 1	Love is Red Story Bots Video: The Story Bots are at it again teaching us about the color RED! https://www.youtube.com/watch?app=desktop&v=t-wmWae0ijl	Attending to video
	Activity 2	Red Race: Set a timer for 1 minute and see who can find the most red items around the house!	Following Directions Color ID 1:1 Counting

Monthly Activities Calendar



	Activity 3	All Things Red Worksheet: Using the worksheet below, practice writing the word red and color in the objects that can be the color red.	Handwriting Color ID Following Directions
--	------------	--	---

February 8th	Activities	Activity Item	Skill
Book: Pete the Cat Valentine's Day is Cool	Activity 1	Listen to Pete the Cat Read Aloud: Pete the cat sure is a cool dude who sure loves Valentine's day! https://www.youtube.com/watch?v=6W_-1Oz_DyE	Attending to video
	Activity 2	I Can Show How I Care Worksheet: Using the worksheet below, help Pete come up with ways that you can show people you care about them. Color in the hearts when you're done!	Handwriting Coloring Intraverbal Fill-ins
	Activity 3	Valentines Writing Prompt: Using the worksheet below, pick someone you care about to make them a valentine. Trace the writing prompt and fill in what you like about them! Decorate the heart how you like when you are done.	Tracing Letter ID Sight Words Drawing
February 9th	Activities	Activity Item	Skill
Pizza Palace	Activity 1	Make your own pizza on ABCya: Follow the directions on screen to design and bake your own personal pizzas. https://www.abcya.com/games/pizza	Attending to screen Using mouse
	Activity 2	Pizza Shapes Coloring Worksheet: Using the worksheet below, identify the shapes you see on the bottom, and pick a color for each shape. Color in you pizza toppings by following	Shape ID Color ID



Monthly Activities Calendar

		the color key you made.	Coloring
	Activity 3	Mini Pizzas: Use the recipe to create your own kid-sized mini pizzas. Top with your favorite ingredients! 	Following Directions Fine Motor Likes/dislikes
February 10th	Activities	Activity Item	Skill
A Bug's Life	Activity 1	Watch a Bug's Life Movie: Ever wonder what it would be like to be a bug? Watch A Bug's Life to find out! https://www.youtube.com/watch?v=4i3Pwl6_IKk	Attending to video
	Activity 2	Ants on a Log Snack: Follow the recipe to make a fun and healthy snack! 	Following Directions



Monthly Activities Calendar

	Activity 3	Making a Lady bug: Using materials create your own good luck ladybug. 	Following directions Fine Motor Skills Cutting Receptive Shape Identification
February 11 th Valentine's Day	Activities	Activity Item	Skill
	Activity 1	Listen to "Loves Not Just a Word" Song: Celebrate loving one another with this fun song! https://www.youtube.com/watch?v=rMDSLVAev0Q	Attending to video
	Activity 2	Pieces of My Heart: A special Valentine you can make from your heart. 	Cutting Fine motor Tracing
	Activity 3	Valentine's Day Puzzle: Sort and match chocolates for you Valentine! https://www.abcya.com/games/valentines_day_puzzle	Counting Shapes Matching
February 12 th Chinese New	Activities	Activity Item	Skill
	Activity 1	Chinese New Years Video: Let's celebrate the Chinese New Year with this fun video!	Attending to video


Monthly Activities Calendar

Year		https://www.youtube.com/watch?app=desktop&v=Mtbp32YyuCs	
	Activity 2	Bolang Gu (drum) Craft: Create your own Bolang Gu. An instrument that was played in the Chinese culture. Have fun making this colorful in your own unique way. 	Fine motor: cutting Following directions Play skills
	Activity 3	Chinese Tradition of House Cleaning: In the Chinese culture, for New Year's they clean up their home. They want to start fresh at the beginning of the year. Help your family walk around the home and clean up! Out with the old, in with the new!	Following directions
February 15 th	Activities	Activity Item	Skill
President's Day	Activity 1	American Flag Craft: Create a replica of the United States flag. 	Following directions Fine Motor Skills
	Activity 2	Show Me the Money!: Money makes the world go round. Have fun cutting out the dollar bills with presidents on them and glue the correct dollar amount back to back. Add color to your dollar bills because you own it. The worksheet may be found at the bottom.	Following directions Fine motor: cutting Receptive/expressive color identification
	Activity 3	George Washington Head: Use materials to make the head of the 1 st United states president. When	Following directions


Monthly Activities Calendar

		<p>you're done, you can write, say, and/or show what you would do if you were president.</p> 	<p>Expressive word identification</p> <p>Fine motor skills</p>
February 16th	Activities	Activity Item	Skill
Mardi Gras	Activity 1	<p>Mardi Gras Necklace:</p> <p>Sort through a box of Fruit Loops and grab the green, purple, and yellow beads to make your own edible Mardi Gras necklace.</p> 	<p>Fine motor skills</p> <p>Color ID</p> <p>Sequencing</p>
	Activity 2	<p>Dance to the Music:</p> <p>Listen to sound the rings the city of New Orleans. You can do moves you know or make up your own moves.</p> <p>https://www.youtube.com/watch?app=desktop&v=FuiAqBOoG5o</p>	<p>Movement</p> <p>Coordination</p> <p>Gross Motor Skills</p>



Monthly Activities Calendar

	Activity 3	Mardi Gras Mask: Using the mask template below, follow the directions to color, decorate, and cut out your own festive Mardi Gras mask. Optional: tie a string to it so you can wear your mask and have your own Mardi Gras parade.	Cutting Coloring Imaginative Play
February 17th Breakfast Time	Activities	Activity Item	Skill
	Activity 1	Make Your Own Favorite Breakfast Meal: Take your time and make a nice yummy meal to jump-start your day. You can try eggs, pancakes, or even a bagel with cream cheese. Maybe you have your own idea for breakfast!	Decision making Cleanliness
	Activity 2	Pancake Toppings: Use the two worksheets below to cut out and decorate pancakes with whatever toppings you like. 	Cutting Organizing Decision making Coloring
	Activity 3	Identify the Breakfast: Use the worksheet below to color breakfast items, cut them, and glue on a piece of paper how you would like!	Coloring Gluing Cutting
February 18th Say Cheese	Activities	Activity Item	Skill
	Activity 1	Photoshoot: Grab a camera (or ask to use a family member's phone) and take pictures	Pretend Play Imaginative



Monthly Activities Calendar

		of yourself or family members. Make them say “Cheese” with a big smile. You can create a background to be creative and have nice pictures.	Play Vocational/ Leisure Practice
	Activity 2	Mouse Gets the Cheese: Use the worksheet below to help the mouse solve the maze and get it’s cheese!	Hand/Eye Coordination Writing
	Activity 3	Paper Cheese and Mouse: The squeaky mouse gets the cheese! Make this adorable craft of a mouse and its yummy cheese. 	Cutting Coloring
February 19th	Activities	Activity Item	Skill
Love Your Pet	Activity 1	Sing and Dance Along!: Let’s sing and dance along with some of our favorite pets! https://www.youtube.com/watch?v=LQTVS7CPDxE	Attending to video
	Activity 2	Paper Pet Plates Craft: Make a variety of pets with paint, paper plates, and paper. We will be making a rabbit!	Coloring/ Color ID Cutting Gluing


Monthly Activities Calendar

			
	Activity 3	At The Pet Store Coloring Page: Using the worksheet provided, color and find all of the different pets you can find at the pet store!	Coloring Animal ID Color ID
February 22nd The Lady with the Alligator Purse	Activities	Activity Item	Skill
	Activity 1	Listen to the Book: Listen to the story and let's discover what all is inside her alligator purse! https://www.youtube.com/watch?v=GIHEhczg3Ys	Attending to video/book
	Activity 2	Make Your Own Purse: Get fashion savvy and turn a paper plate into your own purse. What items would you carry in your purse? 	Imaginative play Following Directions Coloring/ Painting Color ID
	Activity 3	A is For Alligator Worksheet: Use the worksheet provided to trace the letter A and color an alligator.	Letter ID Color ID
February 23rd Marshland	Activities	Activity Item	Skill
	Activity 1	Everglades Video: Watch a Video on The Everglades	Attending to Video

Monthly Activities Calendar

		https://www.youtube.com/watch?v=HPrPtCns5Lc	
	Activity 2	Make an Alligator: Along came Mr. Alligator quiet as can be... Make your own alligator craft! Will your alligator be scary or friendly? 	Following Directions Coloring/Painting Color ID Cutting
	Activity 3	Everglades National Park Virtual Tour: Take a virtual tour of the Everglades National Park! https://www.nps.gov/ever/planyourvisit/virtual-experience.htm	Attend to Video Animal ID
February 24th: Light Party	Activities	Activity Item	Skill
	Activity 1	Firenze's Light Book: Enjoy this read aloud book about Firenze's Light. https://www.youtube.com/watch?v=vmT1JxeYmH8	Attending to video/book
	Activity 2	Light Chalk Stencil Art: Make this optical illusion light craft using stencils. 	Color ID Following Directions Coloring
	Activity 3	Light Party Dance!:	Movement


Monthly Activities Calendar

		<p>Play this video and party along with your best dance moves! Feel free to grab your own lights and turn off the room lights!</p> <p>https://www.youtube.com/watch?v=r2b2bvkjRcI</p>	Leisure
February 25th	Activities	Activity Item	Skill
Down By The Bay	Activity 1	<p>Down by The Bay Book:</p> <p>Enjoy this read aloud book about the nursery rhyme: Down By The Bay.</p> <p>https://www.youtube.com/watch?v=jAjhLexlrDc</p>	Attending to video/movie
	Activity 2	<p>Watermelon Paper Fan:</p> <p>Make this watermelon fan craft and pretend you are “down by the bay, where the watermelons grow.”</p> 	<p>Following Directions</p> <p>Coloring/ Painting</p> <p>Color ID</p> <p>Imaginative Play</p>
	Activity 3	<p>February Rhyming Worksheet:</p> <p>Use the worksheet provided to work on rhyming words and coloring!</p>	<p>Rhyming</p> <p>Coloring</p>
February 26th	Activities	Activity Item	Skill
The Original Warm Fuzzy Tale	Activity 1	<p>Warm Fuzzy Book (Part 1):</p> <p>Enjoy this read aloud book about Warm Fuzzies!</p> <p>https://www.youtube.com/watch?v=geIMK_jLbbc</p>	<p>Attending to video/book</p> <p>Emotions</p>
	Activity 2	<p>Warm Fuzzy Cards:</p> <p>Use the worksheet below to fill out your own warm fuzzy ideas for your loved ones!</p>	<p>Writing/tracing</p> <p>Critical thinking</p>

Monthly Activities Calendar

	Activity 3	Search and Find: Search and find items throughout your home that are either warm and fuzzy, or hard and prickly!	Object ID Opposites

These are suggested activities for your children. You know your child best and if the activities do not match your child's skill level or interest it is our recommendation that you do not do the activities. Your child should be supervised by a responsible adult for all activities to ensure their safety.



9+5=

7+7=

6+8=

8+9=

10+8=

6+3=

4+4=

9+8=

5+4=

4+4=

3+5=

3+5=

7+2=

7+6=

8+8=

6+6=

6+3=

4+8=

9+9=

7+8=

9+6=

8+1=

8+0=

10+7=

6+3=

4+4=

5+5=

9+1=

2+9=

7+4=


5+6=

Super Teacher Worksheets - www.superteacherworksheets.com





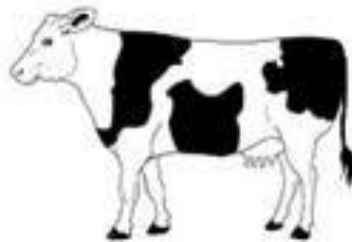


Name: _____

Red



Color the pictures that are red.





Monthly Activities Calendar

Name: _____

Pete made everyone he cared about a Valentine. What are other things we can do to show people we care about them?

I can

I can

I can

I can

I can



Copyright © The Learning Press, 2017



Monthly Activities Calendar

Name: _____




Dear _____,

You are my Valentine

because _____



Pizza Shape Colouring



circle



square



triangle




rectangle













Monthly Activities Calendar

Name: _____

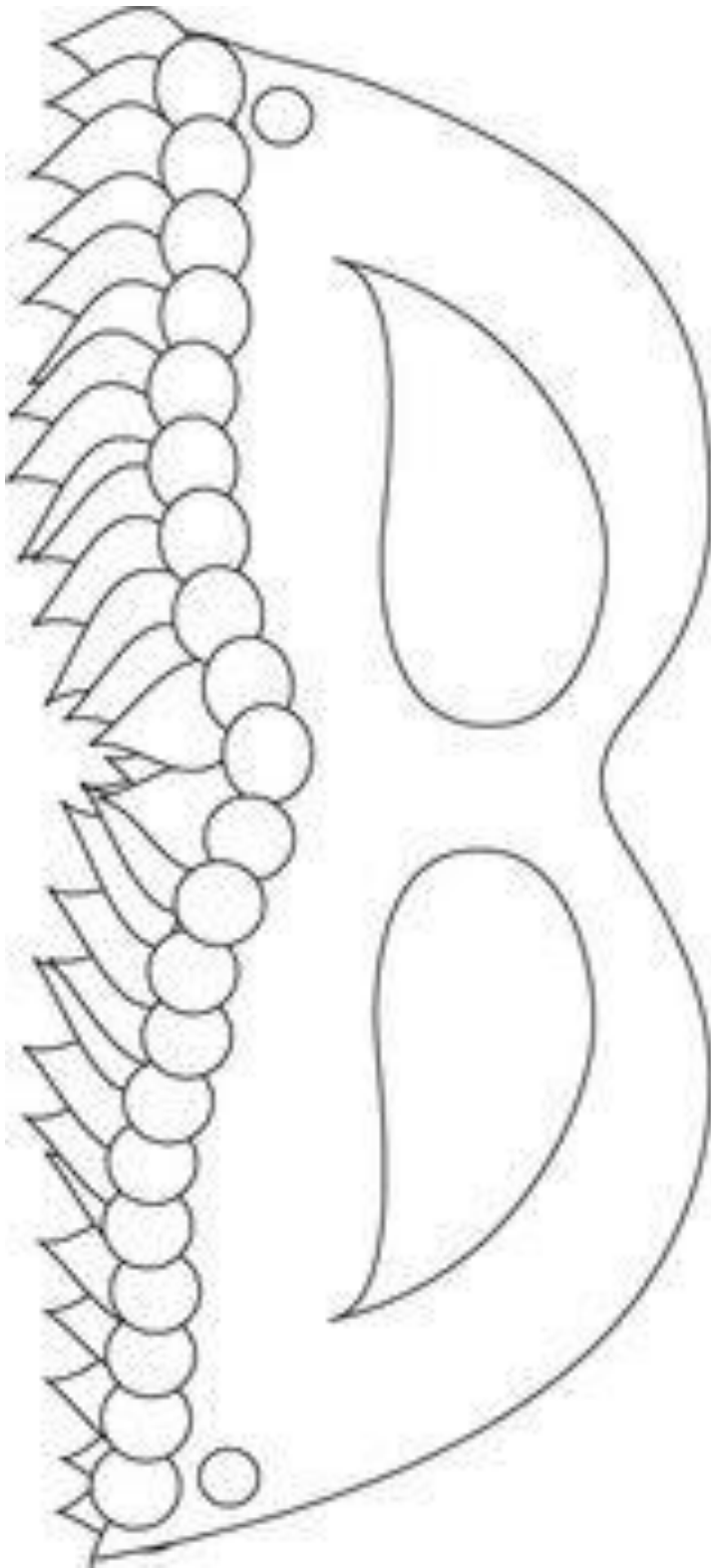
heart



Monthly Activities Calendar

Bill	Front	Back	Value
One-dollar bill			\$1
Five-dollar bill			\$5
Ten-dollar bill			\$10
Twenty-dollar bill			\$20
Fifty-dollar bill			\$50
Hundred-dollar bill			\$100

Monthly Activities Calendar




Mardi Gras Mask

Cut out this mask and have your own Mardi Gras parade fun. Tie yarn or string to the circles on the sides and enjoy!



Monthly Activities Calendar

Color, cut and paste the breakfast items!



iSLCollective.com

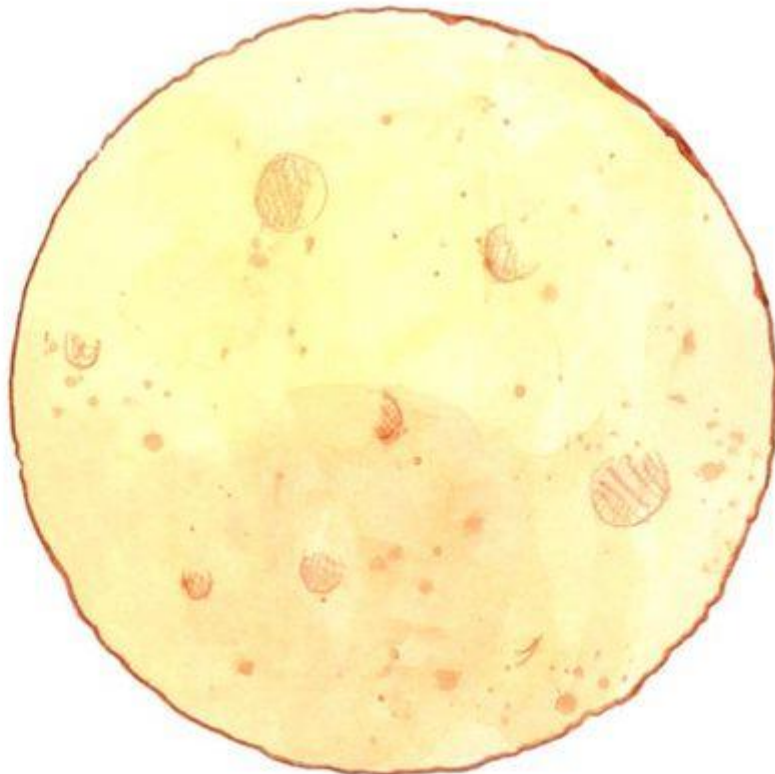
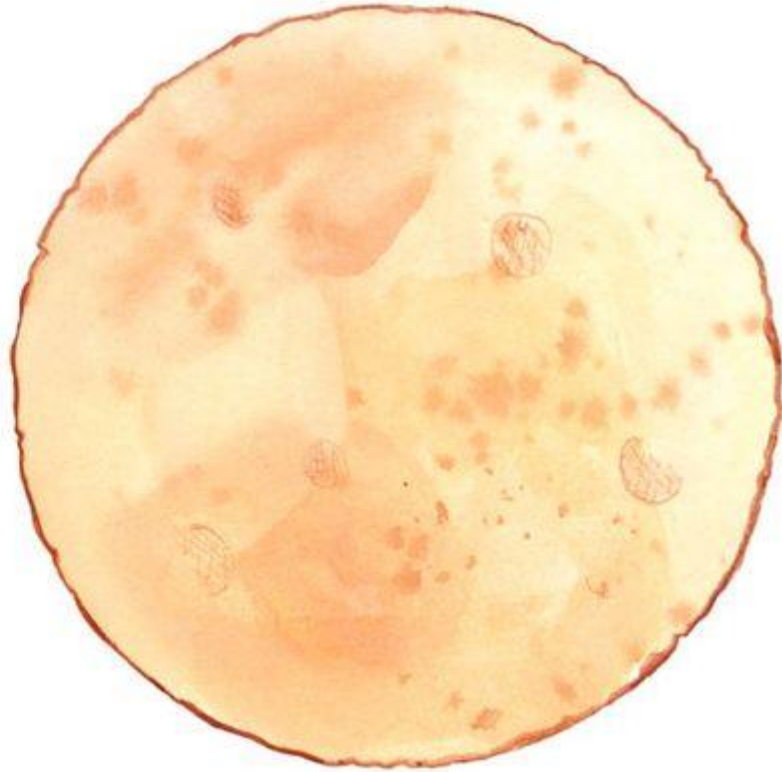


The Shafer Center
CREATING OPPORTUNITIES FOR SUCCESS

Monthly Activities Calendar

www.playdough-activities.com

Pancakes




The Shafer Center
11500 Cronridge Dr.
Suite 130
Owings Mills, MD 21117
Tel: 410-517-1113
www.theshafercenter.com

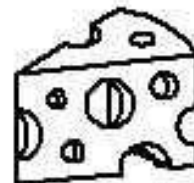
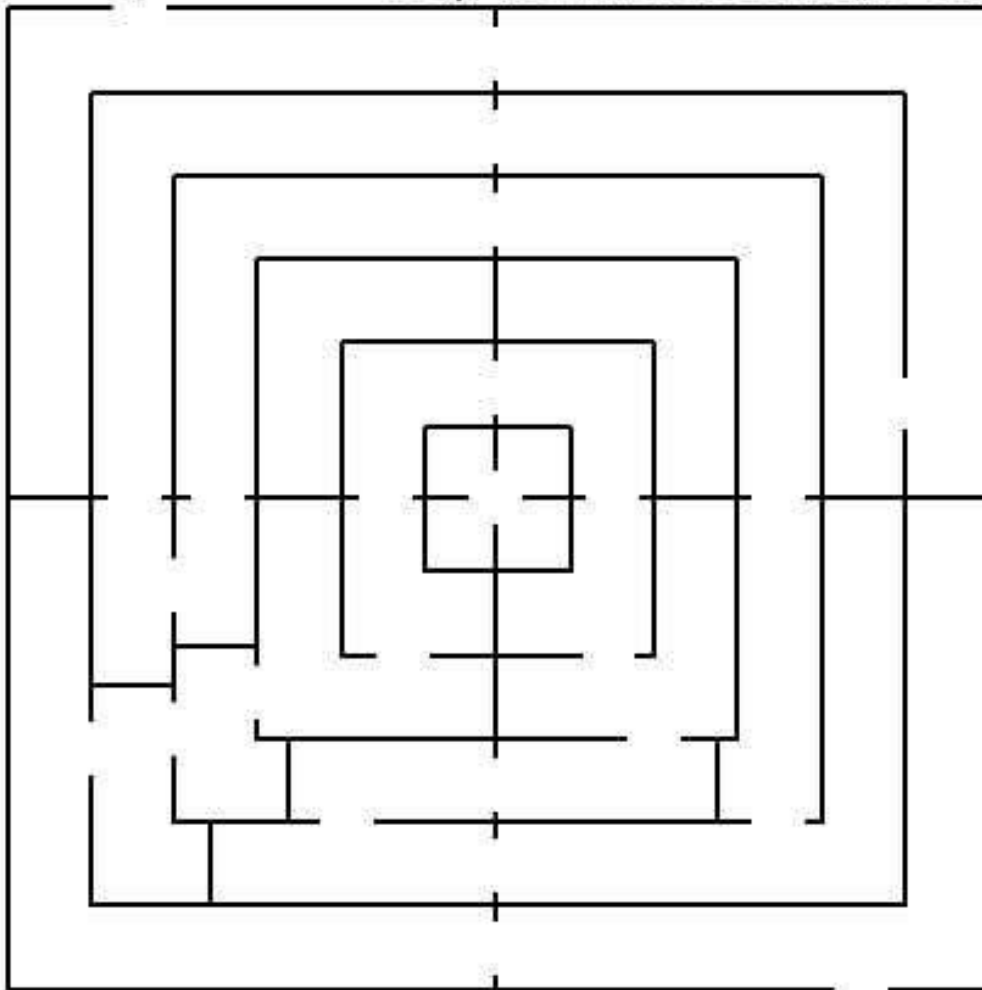
Monthly Activities Calendar





Monthly Activities Calendar

Start Here ↓  Help the mouse find the cheese.



Monthly Activities Calendar






The Shafer Center
CREATING OPPORTUNITIES FOR SUCCESS

Monthly Activities Calendar

Aa

is for Alligator





February

Name _____

Rhyming

Color the rhyming pictures in each row.




lid



hat



kid



tree



bib



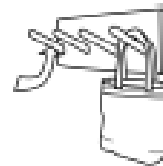
beg



ham



bat



peg



leg



jet



net



pan



cup



vet



wag



fox



tag



rag



hug



tin



fin



wig



pin



wax

Monthly Activities Calendar



Warm Fuzzies

TO: _____

FROM: _____

WHY: _____

Warm Fuzzies

TO: _____

FROM: _____

WHY: _____