


Monthly Activities Calendar



March

Sunday	Monday	Tuesday	Wednesday	Thursday	Friday	Saturday
	1 Theme: Book – Cat in the Hat	2 Theme: Book – Horton Hears a Who	3 Theme: Book – Oh, the Places You'll Go	4 Theme: Book – The Lorax	5 Theme: Book – One Fish, Two Fish, Red Fish, Blue Fish	6
7	8 Theme: Ponds	9 Theme: Star Gazing	10 Theme: Rain, Rain Go Away	11 Theme: Book – The Teeny Weeny Tadpole	12 Theme: A Walk in the Park	13
14	15 Theme: Here Comes the Sun	16 Theme: Rainbow	17 Theme: St. Patrick's Day	18 Theme: Book – The Crunching Munching Caterpillar	19 Theme: Flowers in Bloom	20
21	22 Theme: Cherry Blossom Festival	23 Theme: Puppy Day	24 Theme: Spring Time	25 Theme: Welcome to Maryland	26 Theme: Charlie and the Chocolate Factory	27
28	29 Theme: Let's Have a Picnic	30 Theme: Go Green	31 Theme: Women's History Day			


Monthly Activities Calendar

March 1 st	Activities	Activity Item	Skill
Book: Cat in the Hat	Activity 1	Watch The Cat in The Hat Read Aloud: https://www.youtube.com/watch?v=klwkICKlEk	Attending to video
	Activity 2	Cat in the Hat's Hat: Craft: Pretend you're the cat in the hat by making your own crazy hat! 	Coloring Color ID Cutting Imaginative Play
	Activity 3	Dr. Seuss Video Games: Play with The Cat in the Hat and other characters online! https://pbskids.org/catinthehat/games/	Fine Motor
March 2 nd	Activities	Activity Item	Skill
Book: Horton Hears a Who	Activity 1	Watch Horton Hears a Who Read Aloud: https://www.youtube.com/watch?v=EUFj9QD6gsl	Attending to video
	Activity 2	Label Horton: Use the worksheet below to label all of Horton's body parts. Don't forget his ears!	Labeling ID Body parts
	Activity 3	Dr. Seuss Birthday Card: Tell Dr. Seuss "Happy Birthday!" by coloring the coloring page below and fold it into a card!	Tracing Coloring
March 3 rd	Activities	Activity Item	Skill
Book: Oh	Activity 1	Watch Oh the Places You'll Go Read Aloud:	Attending to video

Monthly Activities Calendar


the Places You'll Go		https://www.youtube.com/watch?v=abw43kcLrbg	
	Activity 2	Craft: Hot Air Balloon: Where will your hot air balloon take you? 	Color ID Cutting Gluing Following Directions
	Activity 3	Virtual World Travel: Use this website to explore all the different places in the world you would like to use your hot air balloon to travel to! https://www.justchasingrabbits.com/2020/05/virtual-travel-visit-the-7-wonders-of-the-world-from-home.html	Attending to Website
March 4 th	Activities	Activity Item	Skill
Book: the Lorax	Activity 1	Watch The Lorax Read Aloud: https://www.youtube.com/watch?v=GkO29Z1hvhY	Attending to Video
	Activity 2	Craft: Truffula Tree Cake Pops: Make your own colorful Truffula trees from The Lorax! 	Following Directions Color ID
	Activity 3	The Lorax Coloring Page: I speak for the trees! Use the coloring page below to make the Lorax's world colorful and bright!	Gross Motor Color ID
March 5 th	Activities	Activity Item	Skill

Monthly Activities Calendar

Book: One Fish, Two Fish, Red Fish, Blue Fish	Activity 1	Watch One Fish, Two Fish, Red Fish, Blue Fish Read Aloud: https://www.youtube.com/watch?v=miXEcl2W8s	Attending to video
	Activity 2	Craft: Red Fish Blue Fish: Make your own red and blue fish you can count yourself! 	Following Directions Color ID 1:1 Counting
	Activity 3	Search and Find: Look around your house to find two things that are red and two things that are blue! Write the name of what you found on paper.	Color ID Handwriting

March 8th	Activities	Activity Item	Skill
Ponds	Activity 1	Pond Habitats Video: Learn about the animals that live in and around ponds. https://www.youtube.com/watch?v=GSHFSLUwEsg	Attending to video
	Activity 2	Who Lives in a Pond Worksheet: Using the worksheet below, color, cut, and sort the animals into the right habitat.	Coloring Cutting Sorting
	Activity 3	Craft: 3D Fish Pond: Create a small, 3D pond filled with fish!	Gluing Coloring Cutting Counting


Monthly Activities Calendar

			
March 9th	Activities	Activity Item	Skill
Star Gazing	Activity 1	Virtual Stargazing: See how the night sky looks when you live in a big city vs. living far away from a town. https://www.youtube.com/watch?v=0FXJUP6_O1w	Attending to video
	Activity 2	Constellation Connect the Dots: Using the worksheet below, connect the stars to reveal constellations. Hint: start at #1 and practice counting to find which star comes next.	Number ID Tracing Fine Motor
	Activity 3	Look for Stars: After it gets dark, walk outside and do your own stargazing. If you have a telescope, use that to help! How many stars can you find?	Receptive ID Counting
March 10th	Activities	Activity Item	Skill
Rain, Rain, Go Away	Activity 1	Listen to the Rain, Rain, Go Away Nursery Rhyme : https://www.youtube.com/watch?v=HRJUGl1a1t8	Attending to video
	Activity 2	Play Weather Surprise! https://pbskids.org/sid/games/weather-surprise Join Sid the Science Kid in weather adventures!	Categories Sorting



Monthly Activities Calendar

	Activity 3	Rainy Weather Gear: If it were a rainy day, what would you wear to stay dry? Practice putting on your raincoat, rain boots, and any other rainy day gear you have all by yourself. Do you have an umbrella? Try opening that independently too!	Gross motor Functional living skills Fine motor Sequencing
March 11th	Activities	Activity Item	Skill
Book: The Teeny Weeny Tadpole	Activity 1	Listen to “The Teeny Weeny Tadpole” Read aloud: https://www.youtube.com/watch?v=vRZuG11ZqU	Attending to video
	Activity 2	Frog Life Cycle Worksheet: Use the worksheet below to color each stage of a frog’s life, and cut and paste the labels into the matching spot.	Coloring Cutting Gluing Receptive ID
	Activity 3	Frog Tag: Pick one person to be the Big Fish, and all other players to be frogs. The Big Fish has to pretend to swim around the room to try to catch the frogs, and the frogs have to jump to get away! If a frog is caught by the Big Fish, they’re the new Big Fish!	Imaginative play Movement Cooperative play
March 12th :	Activities	Activity Item	Skill
A Walk in the Park	Activity 1	Walking in Central Park: Watch the video about taking a walk through a famous park in New York. What kinds of activities can you spot? https://www.youtube.com/watch?v=AoFapqJtvlg	Attending to video
	Activity 2	Take a Walk in the Park: Go on a family walk to a nearby park. If one is not available, take a walk around your neighborhood instead!	Leisure skills Movement


Monthly Activities Calendar

	Activity 3	Nature Collage: Go for a walk and collect things that you see in nature like flowers, leaves, grass, twigs, or pebbles. Glue them to the worksheet below to make a collage of your adventure!	Gluing Color ID Receptive ID
March 15th	Activities	Activity Item	Skill
Here Comes the Sun	Activity 1	The Sun Song by Story Bot: https://www.youtube.com/watch?v=t-kzdR93bqw	Attending to video
	Activity 2	Sun Worksheet: Use the worksheet below to practice tracing the sun and writing the word "sun." Color the sun when you are done!	Tracing Coloring Handwriting
	Activity 3	Craft: Handprint Sun: Follow directions to make your own mini sun! 	Following directions Tracing Cutting
March 16th	Activities	Activity Item	Skill
Rainbow	Activity 1	Rainbow Colors Song: https://www.youtube.com/watch?v=SLZcWGOQsmg	Attending to video
	Activity 2	Rainbow Race:	Movement


Monthly Activities Calendar

		Pick one person to be "it." Everyone else will be a racer! The "it" person will call out a color and the racers have to find something around the house (or outside) that is the same color. The first person to find something for every color of the rainbow wins!	Color ID Following directions
	Activity 3	Craft: Colors of the Rainbow: Using only the three primary colors, combine them to make every color and paint your own rainbow! 	Color ID Fine motor skills
February 17th	Activities	Activity Item	Skill
St. Patrick's Day	Activity 1	Dress in Green: Look through your clothes and find a green shirt and pants to wear. If you have more green items (like socks, jackets, shows, dresses, or jewelry) feel free to put those on as well! Practice dressing yourself in green for the holiday.	Independence Color ID
	Activity 2	Craft: Pot of Gold: Create your own pot of gold to bring you good luck for the holiday! 	Following directions Cutting Gluing



Monthly Activities Calendar

	Activity 3	Looking for Luck: Use the worksheet below to color and cut out a luck four-leaf clover. Take turns hiding the clover from the craft above around the house/yard. The first one to find it wins!	Cutting Coloring Movement
March 18th Book: The Crunching Munching Caterpillar	Activities	Activity Item	Skill
	Activity 1	Listen to “The Crunching Munching Caterpillar” Read aloud: https://www.youtube.com/watch?v=uC3syAIPbyE	Attending to video
	Activity 2	Life Cycle of a Butterfly: Use the worksheet below to color each stage of a butterfly’s life and put them in order! Use the read aloud to help with the sequencing.	Sequencing Cutting Gluing Coloring
	Activity 3	Craft: Toilet Paper Roll Butterfly: After a long nap in its cocoon, the butterfly is ready to fly! Create a butterfly and help them fly outside just in time for spring! 	Following directions Cutting Gluing Coloring
March 19th Flowers in Bloom	Activities	Activity Item	Skill
	Activity 1	Search for Flowers: Take a walk outside and look for flowers that are blooming! What colors do you see? How many flowers can you count?	Movement Color ID 1:1 Counting
	Activity 2	Craft: Bouquet of Flowers:	Following



Monthly Activities Calendar

		<p>Follow the directions to create a beautiful bouquet of flowers!</p> 	<p>directions</p> <p>Cutting</p> <p>Gluing</p> <p>Color ID</p>
	Activity 3	<p>Flower Color by Number:</p> <p>Using the worksheet below, match the color to each number to color the blooming sunflower. You can use any coloring medium you prefer!</p>	<p>Number ID</p> <p>Color ID</p> <p>Fine motor</p>
March 22nd :	Activities	Activity Item	Skill
Cherry Blossom Festival	Activity 1	<p>Take a virtual field trip to the Cherry Blossom Festival in Washington DC:</p> <p>https://www.youtube.com/watch?v=1Poer5i-FnU</p>	<p>Attending to video/book</p>
	Activity 2	<p>Craft: Cherry Blossom Tree:</p> <p>Use your hands to finger paint a blooming cherry blossom tree!</p>	<p>Sensory play</p> <p>Color ID</p> <p>Receptive ID</p>



Monthly Activities Calendar

			
	Activity 3	Cherry Blossom Meditation: Listen to traditional Japanese music as you look at pictures of real blossoms in their natural environment. Practice slow breathing as you listen. https://www.youtube.com/watch?v=xksfnV7gdec .	Attending to video Mindfulness
March 23rd	Activities	Activity Item	Skill
Puppy Day	Activity 1	Watch Air Buddies: Watch Air Buddies, a movie all about puppies, on any platform! It is available to watch online. https://www.youtube.com/watch?v=3_8ujPvhdY	Attending to Video
	Activity 2	Craft: Puppy Paper Bag Puppet: Use a paper bag to make your own puppy puppet. 	Following Directions Coloring Cutting

Monthly Activities Calendar

	Activity 3	Puppy Coloring Pages: Use the two color-by-number pages below to color in the dogs with the correct colors!	Coloring Number ID Color ID
March 24th	Activities	Activity Item	Skill
Springtime	Activity 1	Craft: Flower Pot: Springtime is the best time to grow flowers. Make your own mini flowerpot right in your home. 	Painting Cutting Folding
	Activity 2	Craft: Flying the Kite: Make your own kite and watch it fly in the wind 	Cutting Coloring/ Painting Measuring
	Activity 3	Up, Down, and Around: Listen to a wonderful story about what to do in the springtime. https://www.youtube.com/watch?v=FQYPuJXkVpY	Attending to video
March 25th	Activities	Activity Item	Skill
Welcome to	Activity 1	Learn about your state for Maryland Day:	Attending to


Monthly Activities Calendar

Maryland		Watch a video to learn facts about Maryland. https://www.youtube.com/watch?v=DmczFUDKYb0	video
	Activity 2	Craft: Maryland Crab: Make the most popular sea creature in Maryland: the Maryland Crab. 	Following Directions Cutting Folding Imaginative Play
	Activity 3	Maryland Flag: Use the worksheet provided to color the Maryland Flag. If you need a picture to look at, ask a grown up to help you look up the state flag.	Coloring
March 26 th	Activities	Activity Item	Skill
Charlie and the Chocolate Factory	Activity 1	Watch Charlie and the Chocolate Factory: Watch the movie Charlie and the Chocolate Factory on any platform available to you.	Attending to movie
	Activity 2	Craft: The Amazing Chocolatier: Make your house smell tasty when you make your own chocolate bar. 	Following directions
	Activity 3	Chocolate River Sensory Bin:	Sensory play

Monthly Activities Calendar

		Chocolate comes in all different forms whether it is big, small, smooth, or crunchy. Start with chocolatey pudding, and add other chocolate treats into the container (like chocolate chips or small pieces of a candy bar). Have fun exploring the different textures!	
March 29th	Activities	Activity Item	Skill
Let's Have a Picnic	Activity 1	Pack Your Own Picnic: Grab a picnic basket and grab your favorite snacks and items around the house that you would want to take on a picnic outside.	Decision making
	Activity 2	The Ants Go Marching: Ants are trying to invade your picnic! Listen to a song about their journey. https://www.youtube.com/watch?v=2S_fbCGwOM	Attending to video
	Activity 3	Picnic Secret Message: Color the worksheet below and match the symbols to the correct letters to decode a secret message.	Letter ID Coloring Handwriting
March 30th	Activities	Activity Item	Skill
Go Green	Activity 1	Reduce, Reuse, and Recycle, Watch an educational video to learn more about recycling. https://www.youtube.com/watch?app=desktop&v=OasbYWF4_S8	Attending to Video
	Activity 2	Let's Practice Recycling Walk around your house and find 5 items that you could recycle. Some examples of recyclable materials are plastic bottles, paper, disposable cups, and cans.	Receptive ID
	Activity 3	Trash or Recycle Use the two worksheets below to cut and sort the items into trash and recyclable items.	Decision making Cutting Gluing

Monthly Activities Calendar

March 31 st	Activities	Activity Item	Skill
Women's History Day	Activity 1	She Persisted Read Aloud: Listen to the book <u><i>She Persisted</i></u> https://www.youtube.com/watch?v=DFJkBSbJe18	Attending to video
	Activity 2	Famous Women in History: Use the worksheets below to learn about important woman in history while you color.	Coloring
	Activity 3	Craft: Flower of Encouragement: Create a flower card and write encouraging words for the women In your life. 	Cutting Handwriting Drawing

These are suggested activities for your children. You know your child best and if the activities do not match your child's skill level or interest it is our recommendation that you do not do the activities. Your child should be supervised by a responsible adult for all activities to ensure their safety.




Monthly Activities Calendar

Name: _____

I can label
Horton!

Diagram labels (from top to bottom):

- tail
- leg
- knee
- eye
- mouth
- foot
- ear
- trunk
- head

cut & glue 



The Shafer Center
CREATING OPPORTUNITIES FOR SUCCESS

Monthly Activities Calendar

HAPPY BIRTHDAY

Dr. Seuss




www.xcolorings.com

The Shafer Center
11500 Cronridge Dr.
Suite 130
Owings Mills, MD 21117
Tel: 410-517-1113
www.theshafercenter.com



The Shafer Center
CREATING OPPORTUNITIES FOR SUCCESS

Monthly Activities Calendar



THE LORAX



I Speak for the Trees!

Color in the picture of the Lorax as he sends away the Bar-ba-loots away to find food.



SEUS11

Dr. Seuss  **RANDOM HOUSE**
CHILDREN'S BOOKS

Dr. Seuss Properties TM & © 2014 Dr. Seuss Enterprises, L.P. All Rights Reserved.

*Be green and print this on recycled paper!





The Shafer Center
11500 Cronridge Dr.
Suite 130
Owings Mills, MD 21117
Tel: 410-517-1113
www.theshafercenter.com












Name _____

Pond Life Animal Sort

Directions: Cut and paste the animals in the correct box.

 We live at a Pond	 We do not live at a Pond

A Morning Magazine creation. © 2018 by Amy Nelson



The Shafer Center
CREATING OPPORTUNITIES FOR SUCCESS

Monthly Activities Calendar


<p>Leo</p>	<p>Cassiopeia</p>
<p>Big Dipper</p>	<p>Cancer</p>
<p>Little Dipper</p>	<p>Cygnus</p>
<p>Cepheus</p>	<p>Hercules</p>



The Shafer Center
11500 Cronridge Dr.
Suite 130
Owings Mills, MD 21117
Tel: 410-517-1113
www.theshafercenter.com



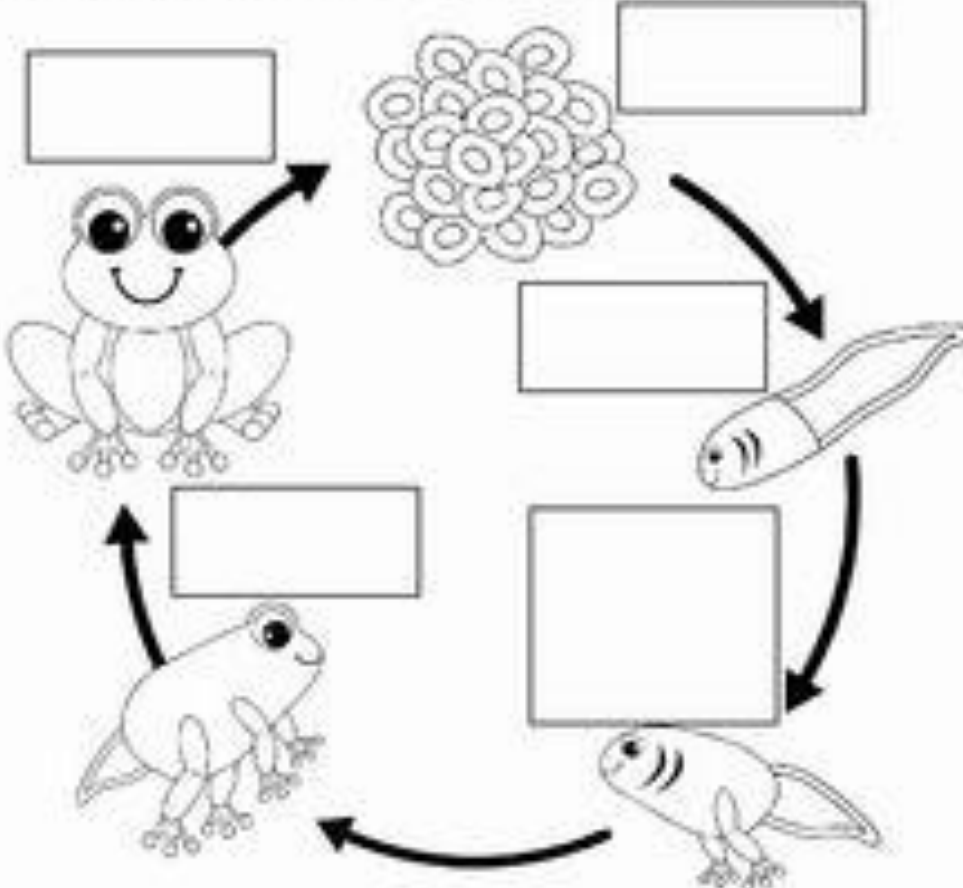
Name: _____



Frog Life Cycle

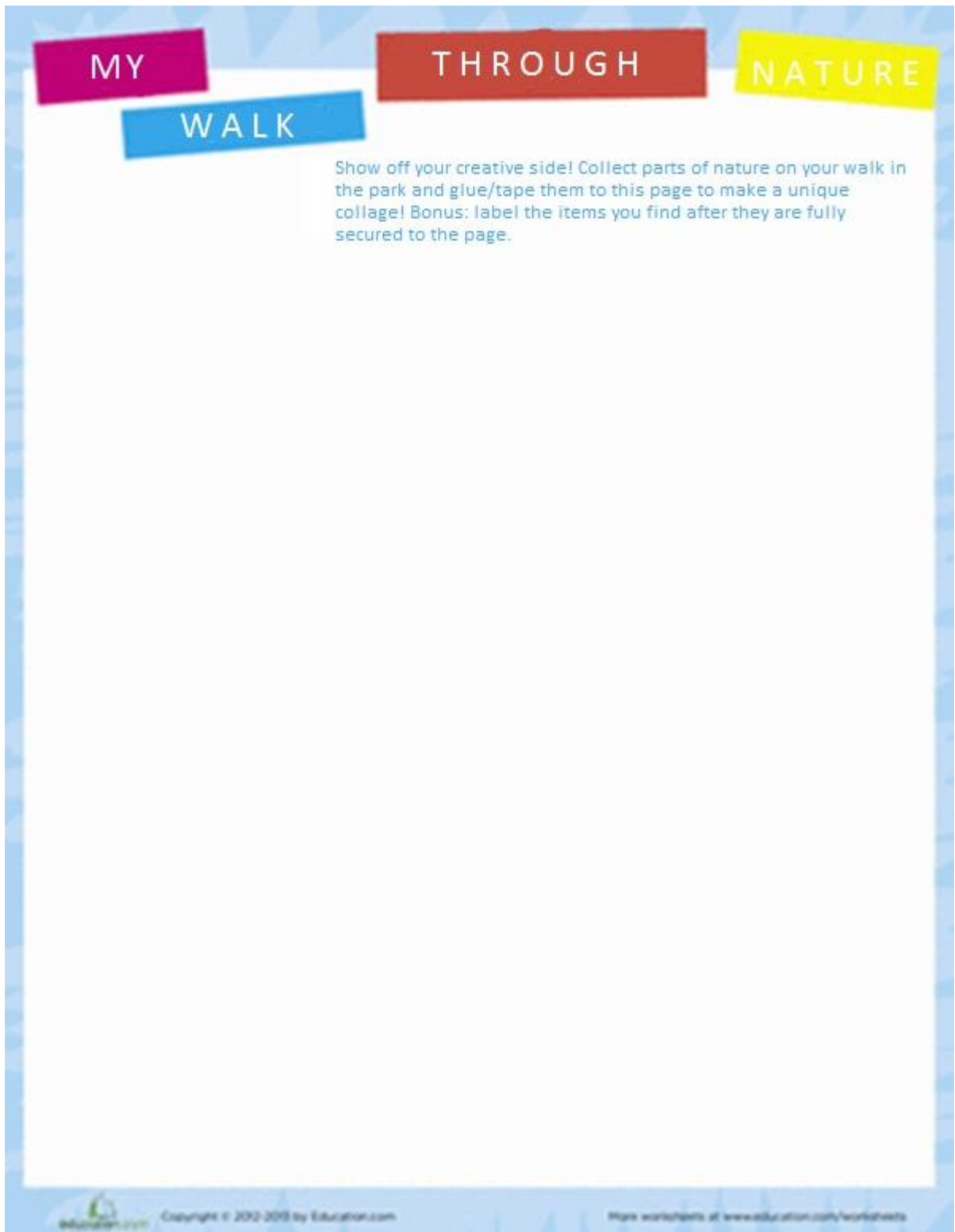
© The Shafer Center for Learning, 2012

Cut and paste the words in the correct spots to label each stage.



frog	eggs	tadpole
tadpole	froglet	with hind legs

Monthly Activities Calendar



MY WALK THROUGH NATURE

Show off your creative side! Collect parts of nature on your walk in the park and glue/tape them to this page to make a unique collage! Bonus: label the items you find after they are fully secured to the page.


education.com Copyright © 2012-2015 by Education.com More worksheets at www.education.com/worksheets



The Shafer Center
CREATING OPPORTUNITIES FOR SUCCESS

Monthly Activities Calendar

Name _____



sun


©2009 abcteach.com



Monthly Activities Calendar

Name _____

Decorate a lucky four-leaf clover!




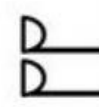
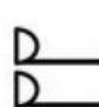

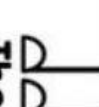
www.RaisingHooks.com

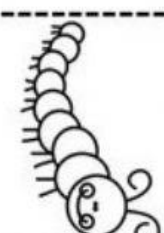



Monthly Activities Calendar


Name _____

Life Cycle of a Butterfly



<p>First,</p>  <p>First, a butterfly lays eggs on a leaf.</p>	<p>Next,</p>  <p>Next, it turns into a caterpillar.</p>	<p>Then,</p>  <p>Then, the caterpillar makes a chrysalis around its body.</p>	<p>Last,</p>  <p>The caterpillar changes into a butterfly.</p>
---	---	---	--



1 - yellow, 2 - orange, 3 - purple, 4 - black, 5 - green



Monthly Activities Calendar



1= blue 2= brown 3=yellow 4=red 5=white 6=black 7=pink



Monthly Activities Calendar



1= brown

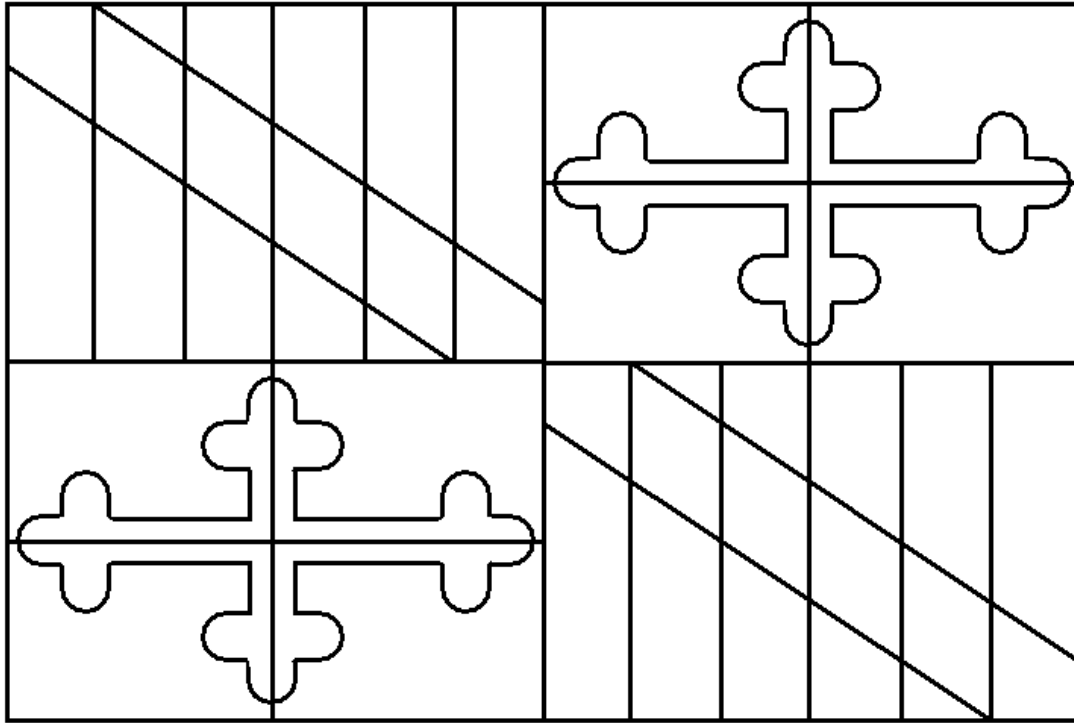
2= yellow

3= blue

4= green

5= red

6= pink

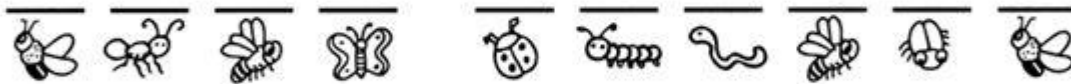
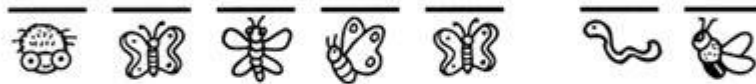


Maryland

- The state flag shows the family crests of the Calvert and the Crossland families.
- Cecil Calvert founded Maryland as a British colony in 1634. The crest is gold and black diamond and rectangle shapes.
- The Crossland family crest consists of red and white crosses. The Crosslands were Calvert's maternal family.
- Adopted in 1904.



PiChic Panic!



KEY					
C=		M=		O=	
S=		E=		L=	
B=		V=		U=	
A=		R=			

Some bugs have decided to join Luisa at her picnic! Use the picture code to figure out the message they have for Luisa.



The Shafer Center
CREATING OPPORTUNITIES FOR SUCCESS

Monthly Activities Calendar

TRASH OR RECYCLE BIN....

Place the trash in the orange bin and the recycling in the blue bin.




Monthly Activities Calendar

		
APPLE CORES	PAPER	CEREAL BOXES
		
GLASS JAR	PLASTIC MILK JUG	BANANA PEEL
		
PLASTIC BAGS	BEVER CAN	CRAPED
		
OLD TOOTHBRUSH	PLASTIC SILVERWARE	PAPER PLATES



The Shafer Center
CREATING OPPORTUNITIES FOR SUCCESS

Monthly Activities Calendar



Copyright © 2011-2012 by Education.com

More worksheets at www.education.com/worksheets

The Shafer Center
11500 Cronridge Dr.
Suite 130
Owings Mills, MD 21117
Tel: 410-517-1113
www.theshafercenter.com



The Shafer Center
CREATING OPPORTUNITIES FOR SUCCESS

Monthly Activities Calendar



The Shafer Center
11500 Cronridge Dr.
Suite 130
Owings Mills, MD 21117
Tel: 410-517-1113
www.theshafercenter.com