

Rainforest Parrot



Materials Needed:

- ✓ Different color paper (green, yellow, red, blue, orange)
- ✓ Pencil
- ✓ Scissors

Steps:

1. Fold the green paper in half. Draw a long oval shape for the parrot's body in the middle of the page.



2. Go in the inside of the oval and draw a curve and some hair. (Demonstrated in the picture)
Cut out the body of the parrot. You should have two parrots.




3. Take a small gold square and fold it in half. Draw the beak in the center of the gold paper. Their beak is demonstrated below, but you can simplify the shape to a triangle if needed.



4. Cut out the beak.



5. Fold a small square piece of white paper and draw the eyeballs for the parrots. Cut out the eyeballs.




6. Glue the eyeballs and the beaks on the two parrots.



7. Glue the two parrots together so that it can have two sides. Leave a little space at the bottom to add the feathers.



8. Take 3 different color pieces of paper (ex. blue, yellow, and orange). Cut them into three long strips and fold them. Then cut them in half.




9. Place a dot of glue at the top of each strip and stack them.



10. Put glue at the bottom of the parrot and add the wings between the two body pieces before pasting them together.



11. Take 3-4 different color pieces of paper (ex. blue, yellow, orange, and red). Cut them into three long strips and fold them. Then cut them in half. When you cut the strips in half, make sure they are shorter than the tail wings.



12. Place a dot of glue at the top of each strip and stack them. Do four for one side of the parrot and four for the other side of the parrot.



13. Glue the wings onto the parrot's top half of the body. Do this for both sides. Try to make sure the wings are even on both sides. Once you glue to both sides your parrot is complete.



Additional Skill Practice:

Here are some additional skills you can work on with your kiddo related to this craft:

- Animal sounds – what sound does a parrot make?
- Colors Identification- what color feathers does your parrot have?
- Imitation – flap your wings and move like a parrot.