



## Monthly Activities Calendar

June						
Sunday	Monday	Tuesday	Wednesday	Thursday	Friday	Saturday
		1 Theme: Board Games	2 Theme: Let's Get Moving	3 Theme: Book – The Dot	4 Theme: Doughnut Day	5
6	7 Theme: Eat Your Veggies	8 Theme: Best Friends Day	9 Theme: Bug Catching	10 Theme: Book – Summer Fun	11 Theme: Sailing the Seven Seas	12
13	14 Theme: Moana	15 Theme: Surf's Up	16 Theme: Finding Nemo	17 Theme: The Little Mermaid	18 Theme: Father's Day	19
20	21 Theme: Book – Art Dog	22 Theme: Dinosaurs	23 Theme: Rocket Ship	24 Theme: The Rainforest	25 Theme: Hair Day	26
27	28 Theme: Home Sweet Home	29 Theme: Roller Coasters	30 Theme: Magical Fairies			

## Monthly Activities Calendar

June 1 <sup>st</sup>	Activities	Activity Item	Skill
Board Games	Activity 1	<b><u>Game Night</u> Story:</b>  Some families pick one night to gather around and play board games! Let's see what this family's game night looks like.  <a href="https://www.youtube.com/watch?v=L71cvdr1xpM">https://www.youtube.com/watch?v=L71cvdr1xpM</a>	Attending to video
	Activity 2	<b>Online Board Games:</b>  Explore all of the different board games available online! Pick one or two to play with someone.  <a href="https://www.safekidgames.com/board-games/">https://www.safekidgames.com/board-games/</a>	Following directions
	Activity 3	<b>Family Game Night:</b>  Pretend tonight is your family game night! Pick a board game to play all together at the table or on the floor! If you don't have any board games, play games like tic-tac-toe!	Waiting  Following directions
June 2 <sup>nd</sup>	Activities	Activity Item	Skill
Let's Get Moving	Activity 1	<b><u>Let's Move</u> Song:</b>  Watch and dance to Let's Move with Jack Hartmann!  <a href="https://www.youtube.com/watch?v=myZmniNNgk">https://www.youtube.com/watch?v=myZmniNNgk</a>	Attending to video  Movement
	Activity 2	<b>Worksheet: Let's Get Moving!:</b>  Use the worksheet below to match all of the different movements to their spelling.	Matching  Reading
	Activity 3	<b>Get Moving!:</b>  Go outside and pick at least 4 actions from your worksheet to do! Have fun and get moving! You can add some of your own movements too!	Following directions  Movement
June 3 <sup>rd</sup>	Activities	Activity Item	Skill
Book – the Dot	Activity 1	<b><u>The Dot</u> Read Aloud:</b>  What could be so interesting about a dot? Let's find out! Listen to the Story	Attending to video

## Monthly Activities Calendar


		<p><u>The Dot</u> by Peter Reynolds.  <a href="https://www.youtube.com/watch?v=Clpw7PG7m1Q">https://www.youtube.com/watch?v=Clpw7PG7m1Q</a></p>	
	Activity 2	<p><b>Craft: Your Dot:</b></p> <p>Use inspiration from the book to make your own colorful dots!</p> 	<p>Following directions</p> <p>Color ID</p>
	Activity 3	<p><b>Worksheet: Spot and Dot:</b></p> <p>Using the worksheet below, use your dotting skills to find and color all of the A's!</p>	<p>Letter ID</p> <p>Coloring</p>
<b>June 4<sup>th</sup></b>	<b>Activities</b>	<b>Activity Item</b>	<b>Skill</b>
<b>Doughnut Day</b>	Activity 1	<p><b><u>Donuts, The Whole Story</u> Read Aloud:</b></p> <p>There are all kinds of doughnuts out there, let's discover them all and what they like to do!</p> <p><a href="https://www.youtube.com/watch?v=nOFgkR_T0vA">https://www.youtube.com/watch?v=nOFgkR_T0vA</a></p>	<p>Attending to video</p>
	Activity 2	<p><b>Craft: Paper Plate Doughnut:</b></p> <p>Make your own doughnut and decorate it to be delicious!</p> 	<p>Following directions</p> <p>Cutting</p> <p>Fine motor</p> <p>Color ID</p>

## Monthly Activities Calendar


	Activity 3	<b>Worksheet: How Many Are There?:</b>  Using the worksheet below to count the doughnuts!	Counting  Number ID
<b>June 7<sup>th</sup></b>  <b>Eat Your Veggies</b>	<b>Activities</b>	<b>Activity Item</b>	<b>Skill</b>
	Activity 1	<b><u>The Vegetables We Eat</u> Read Aloud:</b>  Veggies come in all shapes and colors. It is important we eat vegetables every day to keep us strong and help us grow!  <a href="https://www.youtube.com/watch?v=LN5pUArHKLw">https://www.youtube.com/watch?v=LN5pUArHKLw</a>	Attending the video
	Activity 2	<b>Worksheet: Veggies:</b>  Use the worksheet below to color and name different vegetables. Try to color them the correct colors the vegetables are!	Receptive/ expressive ID  Color ID
	Activity 3	<b>Try Some Vegetables:</b> Help your adult make a healthy veggie snack! What vegetables will be in your snack? What color(s) are they? Are they crunchy or soft?	Color ID

<b>June 8<sup>th</sup></b>  <b>Best Friends Day</b>	<b>Activities</b>	<b>Activity Item</b>	<b>Skill</b>
	Activity 1	<b><u>A Friend Is Someone Who</u> Read Aloud:</b>  Your best friend can be different people in your life, and sometimes, not a person at all.  <a href="https://www.youtube.com/watch?v=jhpEetRseXE">https://www.youtube.com/watch?v=jhpEetRseXE</a>	Attending to video
	Activity 2	<b>Worksheet: A Letter to My Best Friend:</b>  The story told us a best friend can be a friend of yours, a classmate, our parents, our adults, our pets, and more! Take this time to use the letter prompt worksheet to write a letter of appreciation to your best friend!	Writing
	Activity 3	<b>Send Your Letter:</b>  Give your letter to your best friend, if they are far away, mail it or call and	Mindfulness


## Monthly Activities Calendar

		tell them! See how they react. Are they happy? What do they say or do? Does their face make a smile? How do you think this makes them feel? How does it make YOU feel?	Emotions
<b>June 9<sup>th</sup></b>	<b>Activities</b>	<b>Activity Item</b>	<b>Skill</b>
<b>Bug Catching</b>	Activity 1	<b>Bugs! Bugs! Bugs! Read Aloud:</b>  There are many different types of bugs! I wonder what they all look like?  <a href="https://www.youtube.com/watch?v=H6HKKXuzOlk">https://www.youtube.com/watch?v=H6HKKXuzOlk</a>	Attending to video
	Activity 2	<b>Craft: Bug Habitat:</b>  Make your own bug habitat for bugs to live!  	Following Directions
	Activity 3	<b>Catch Your Bugs:</b>  Go for a walk outside and see if you can find any bugs, what kinds of bugs do you see? See if you can catch any for your habitat! Alternatively, place your habitat near a bug and see if they love your habitat you made just for them!	Movement
<b>June 10<sup>th</sup></b>	<b>Activities</b>	<b>Activity Item</b>	<b>Skill</b>
<b>Book – Summer Fun</b>	Activity 1	<b>Summer Fun Read Aloud:</b>  Watch the story of different fun activities the kids do in the summer!  <a href="https://www.youtube.com/watch?v=PAb_p8Mz8c0">https://www.youtube.com/watch?v=PAb_p8Mz8c0</a>	Attending to the video
	Activity 2	<b>Play Splash and Bubbles Online Game:</b>  Playing in the sand at the beach is a fun summer activity! Make your own patterns in the sand.  <a href="https://pbskids.org/splashandbubbles/games/sand-art-spectacular#">https://pbskids.org/splashandbubbles/games/sand-art-spectacular#</a>	Shapes  Following directions


## Monthly Activities Calendar

	Activity 3	<b>Worksheet: Summer Fun Patterns:</b>  Use the worksheet below to finish the patterns of summer fun!	Patterns
<b>June 11<sup>th</sup></b>	<b>Activities</b>	<b>Activity Item</b>	<b>Skill</b>
<b>Sailing the Seven Seas</b>	Activity 1	<b>A Sailor Went to Sea:</b>  Listen to the song about sailing and learn what kinds of animals you can find in the ocean! <a href="https://www.youtube.com/watch?v=nFxAiWkSePk">https://www.youtube.com/watch?v=nFxAiWkSePk</a>	Attending to video
	Activity 2	<b>Worksheet: Connect the Dots Sail Boat:</b>  Use the worksheet below to count and connect the dots. Color in your sailboat when you are done!	Fine motor  Counting
	Activity 3	<b>Craft: Egg Carton Sail Boat:</b>  Create your own boat that you can take sailing!  	Following directions
<b>June 14<sup>th</sup></b>	<b>Activities</b>	<b>Activity Item</b>	<b>Skill</b>
<b>Moana</b>	Activity 1	<b>Watch Moana:</b>  Watch the movie Moana on any platform 😊	Attending to video
	Activity 2	<b>Craft: Shiny Tamatoa:</b>	Following directions

## Monthly Activities Calendar


		Create your own Tamatoa and fill his back with treasures!	
			
	Activity 3	<b>Moana Yoga:</b> Follow along with the video to do yoga poses themed after the movie Moana. Try it for a few minutes, and if you like it, feel free to do more! <a href="https://www.youtube.com/watch?v=5y3gCrL_XIM">https://www.youtube.com/watch?v=5y3gCrL_XIM</a>	Attending to video  Movement
<b>June 15<sup>th</sup></b>	<b>Activities</b>	<b>Activity Item</b>	<b>Skill</b>
<b>Surf's Up</b>	Activity 1	<b>Watch Surf's Up:</b> Watch the movie Surf's Up on any platform.	Attending to video
	Activity 2	<b>Worksheet: Surfboard Colors</b> Use the worksheet below to color in the surfboards with the color that is written on each board!	Color ID  Coloring
	Activity 3	<b>Beach Boys Dance Party:</b> Put on some beachy music and practice some radical dance moves. Try pretending you are balancing on a surfboard! <a href="https://www.youtube.com/watch?v=2s4slliAtQU">https://www.youtube.com/watch?v=2s4slliAtQU</a>	Movement
<b>June 16<sup>th</sup></b>	<b>Activities</b>	<b>Activity Item</b>	<b>Skill</b>
<b>Finding Nemo</b>	Activity 1	<b>Watch Finding Nemo:</b> Watch the movie Finding Nemo on any platform.	Attending to video

## Monthly Activities Calendar


	Activity 2	<b>Worksheet: Coloring Nemo:</b>  Use the worksheet below to color in Nemo. Carefully use scissors to cut him out when you are done. You will be using this for the next activity!	Coloring  Cutting
	Activity 3	<b>Find Nemo:</b>  Hide your Nemo cut out somewhere in the house. Give your kiddo hints about the what room it's in, what furniture it's near, etc. to help develop problem solving and identifying parts of their home!	Problem solving  Movement
June 17 <sup>th</sup>	Activities	Activity Item	Skill
The Little Mermaid	Activity 1	<b>Watch the Little Mermaid:</b>  Watch the movie the Little Mermaid on any platform.	Attending to video
	Activity 2	<b>Craft: Mermaid Models:</b>  Children will work to spot several different items while traveling. Parents can use this checklist to mark off signs that children identify. 	Following directions  Fine motor




## Monthly Activities Calendar

	Activity 3	<b>Worksheet: Under the Sea iSpy:</b>  Use the worksheet below to find all of the mermaids' underwater friends. Color them in when you find them!	Shape discrimination  Coloring
<b>June 18<sup>th</sup></b>  <b>Father's Day</b>	<b>Activities</b>	<b>Activity Item</b>	<b>Skill</b>
	Activity 1	<b>Craft: Best Dad Ribbon:</b>  Make a ribbon to show your adult that he is appreciated this Father's Day! 	Following Directions  Fine motor  Cutting
	Activity 2	<b>Worksheet: To My Dad:</b>  Use the worksheet below to draw pictures of you, your adult, and your favorite thing to do together. Practice writing what the activity is, and don't forget to sign your name at the bottom!	Drawing  Handwriting
	Activity 3	<b>"I Love My Daddy Because" Read Aloud:</b>  Animals have dads too! Listen to a story about all the cool things different animal dads can do.  <a href="https://www.youtube.com/watch?v=PGSJvoWJjHQ">https://www.youtube.com/watch?v=PGSJvoWJjHQ</a>	Attending to video
<b>June 21<sup>st</sup></b>  <b>Book – Art Dog</b>	<b>Activities</b>	<b>Activity Item</b>	<b>Skill</b>
	Activity 1	<b>Art Dog Read Aloud:</b>  Listen to <u>Art Dog</u> by Thatcher Hurd.	Attending to Video


## Monthly Activities Calendar

		<a href="https://www.youtube.com/watch?v=7lge7TvbKwA">https://www.youtube.com/watch?v=7lge7TvbKwA</a>	
	Activity 2	<b>Paint Your Own Mural:</b>  Get out a large piece of paper and some paint and design your own mural! If you have a paper bag or cardboard box, you can use a side of either one for a bigger surface.  Optional: finger paint to turn the activity into a sensory activity.	Following Directions  Sensory Play
	Activity 3	<b>Worksheet: Dog Color by Number:</b>  Using the worksheet below, color each number with the corresponding color to make dog art!	Number ID  Color ID  Coloring
<b>June 22<sup>nd</sup></b>	<b>Activities</b>	<b>Activity Item</b>	<b>Skill</b>
<b>Dinosaurs</b>	Activity 1	<b>The Land Before Time: The Great Day Of The Flyers:</b>  "The Day of the Flyers" is approaching and Petrie is nervous since his flying is different from the other dinosaurs'. Watch Petrie learn the importance of being yourself as he goes on adventures with his friends.  <a href="https://www.youtube.com/watch?v=yCOQLWcvnss">https://www.youtube.com/watch?v=yCOQLWcvnss</a>	Attending to video
	Activity 2	<b>Worksheet: Dino-Sort:</b>  Get to know about dinosaurs by looking at their size, speed, and sorting them apart from each other.	Fine motor  Sorting
	Activity 3	<b>Craft: Paper Plate</b>  Create your own paper hanging around the 	<b>Dinosaur:</b>  plate dinosaur to have house with you.
			Shape ID  Color ID  Fine motor

## Monthly Activities Calendar

June 23 <sup>rd</sup>	Activities	Activity Item	Skill
Rocket Ships	Activity 1	<b>Worksheet: Rocket Ship</b>  Take on your own style and color a rocket ship that is traveling into space.	Color ID
	Activity 2	<b>Craft: Blast Off Rockets:</b>  Create your own rocket and watch it fly through the air as you try to get it to space. 	Color ID  Cutting
	Activity 3	<b>Numbers Song – Space Rocket Ship:</b>  Listen to a song about rockets blasting off. Practice counting along with the song!  <a href="https://www.youtube.com/watch?v=FfyVPTuikil">https://www.youtube.com/watch?v=FfyVPTuikil</a>	Attending to video  Counting
June 24 <sup>th</sup>	Activities	Activity Item	Skill
The Rainforest	Activity 1	<b>Exploring the Rainforest:</b>  Watch to learn about the different types of rainforests and the animals that you can find there!  <a href="https://www.youtube.com/watch?v=KMdD6TTDZ_g">https://www.youtube.com/watch?v=KMdD6TTDZ_g</a>	Attending to video
	Activity 2	<b>Worksheet: Rainforest:</b>  Use the worksheet below to find where each picture belongs in the rainforest. When you finish you can color the rainforest	Fine motor  Matching  Coloring

## Monthly Activities Calendar



			Shape ID
	Activity 3	<b>Craft: Rainforest Parrot:</b>  Make a colorful parrot that can hang around your house like they are in the rainforest. 	Fine motor  Color ID  Cutting
<b>June 25<sup>th</sup></b>	<b>Activities</b>	<b>Activity Item</b>	<b>Skill</b>
<b>Wacky Hair Day</b>	Activity 1	<b>Video: How Your Hair Works:</b>  Listen closely to learn all about how everybody's hair works differently!  <a href="https://www.youtube.com/watch?v=jWPuYogOpXg">https://www.youtube.com/watch?v=jWPuYogOpXg</a>	Attending to video
	Activity 2	<b>Worksheet: Create Your Own Hairdo:</b>  Use the worksheet below to create a fun hairstyle. It can look like your hair or you can get creative and make it up. You can use crayons, markers, or even items like string and yarn. Practice writing words to describe the hairdo you created.	Coloring  Drawing
	Activity 3	<b>Craft: Wacky Tacky Hair Wig:</b>  Create a wacky rainbow wig to wear for crazy hair day.	Fine motor  Cutting

## Monthly Activities Calendar



<b>June 28<sup>th</sup></b>	<b>Activities</b>	<b>Activity Item</b>	<b>Skill</b>
<b>Home Sweet Home</b>	Activity 1	<b>A Picture Of My Home:</b>  Draw a picture of your house or one of your favorite rooms in your home.	Drawing
	Activity 2	<b>Worksheet: In A Home (Furniture Edition):</b>  Use the worksheet below to cut and glue the labels next to the furniture that matches.	Labeling  Fine motor
	Activity 3	<b>Helping Hand:</b>  Help your adults clean one thing in each room of your house.	Vocational  Life skills
<b>June 29<sup>th</sup></b>	<b>Activities</b>	<b>Activity Item</b>	<b>Skill</b>
<b>Roller Coasters</b>	Activity 1	<b>Virtual Roller Coaster:</b>  Watch a video from the perspective of someone riding an actual wooden rollercoaster! Try putting your hands up when the coaster goes downhill!  <a href="https://www.youtube.com/watch?v=2WaxrzSK5CI">https://www.youtube.com/watch?v=2WaxrzSK5CI</a>	Attending to video
	Activity 2	<b>Worksheet: Roller Coaster Coloring:</b>  Coloring the children having blast on the roller coaster. Make the roller coaster look so fun to ride with nice colors.	Color ID

## Monthly Activities Calendar

	Activity 3	<b>Craft: Marble Coaster:</b>  Design your own roller coaster and test it out with a marble to see if it works!  	Fine motor  Balance  Color ID
June 30 <sup>th</sup>  Magical Fairies	Activities	Activity Item	Skill
	Activity 1	<b>Listen to <u>Good Night Fairies</u> Read Aloud:</b>  Let's listen to what the mother knows about fairies!  <a href="https://www.youtube.com/watch?v=qvF2lrkXLiA">https://www.youtube.com/watch?v=qvF2lrkXLiA</a>	Attending to video
	Activity 2	<b>Craft: Clothespin Fairies:</b>  Make your own little magical fairy out of different materials!  	Following directions  Fine motor

## Monthly Activities Calendar

	Activity 3	<b>Worksheet: Coloring Page:</b>  Use the worksheet below to bring life to the fairy's home with vibrant colors.	Coloring
--	------------	--	----------

*These are suggested activities for your children. You know your child best and if the activities do not match your child's skill level or interest it is our recommendation that you do not do the activities. Your child should be supervised by a responsible adult for all activities to ensure their safety.*

## Monthly Activities Calendar

### LET'S GET MOVING !

Match each action with the correct picture

Walk



Stomp



Jump



Run



Stand on one foot



Jump on one foot



Rub your belly



Pat your head



Spin around








# Spot and Dot

Find all the letter that is in the picture at the bottom and dot them.



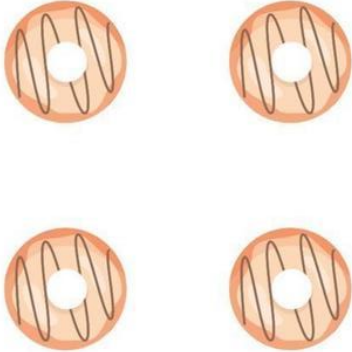


## Monthly Activities Calendar


**HOW MANY ARE THERE?**

**COUNT ALL THE DONUTS**


2 3 4 5




5 6 8 7




4 1 2 3



3 4 6 5



## Monthly Activities Calendar





## **A Letter to My Best Friend Prompts**

I like you because. . .

You are my friend because. . .

You are nice because. . .

I think you're special because. . .

You make me happy when. . .

We have fun when. . .

I would like us to. . .

I like it when. . .

It's fun to. . .





The Shafer Center  
CREATING OPPORTUNITIES FOR SUCCESS





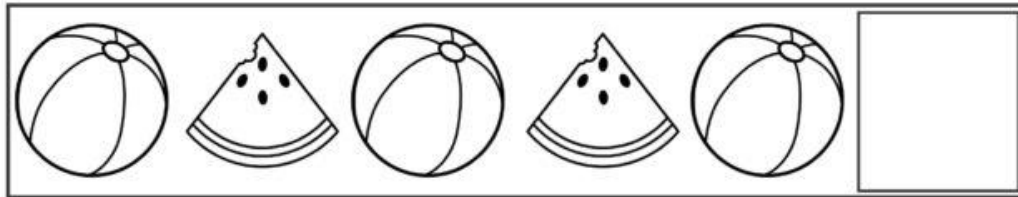

## Monthly Activities Calendar

Name: \_\_\_\_\_

Lavinia Pop © 2014

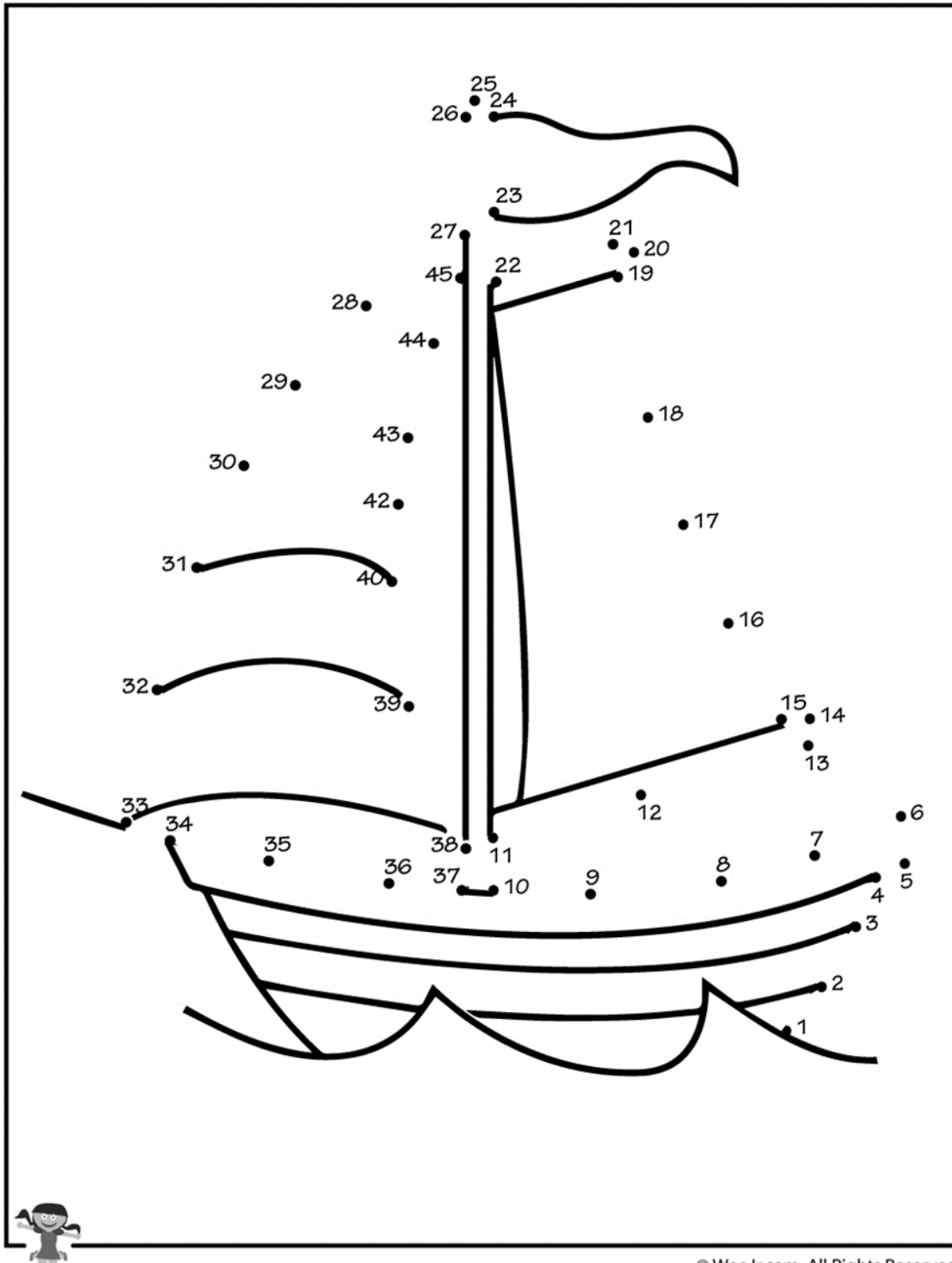


Cut and paste the pictures in the empty spots to complete each pattern.






## Monthly Activities Calendar



© WooJr.com. All Rights Reserved.




A Meaningful Picture product © 2018 by Amy Foster



The Shafer Center  
CREATING OPPORTUNITIES FOR SUCCESS

## Monthly Activities Calendar





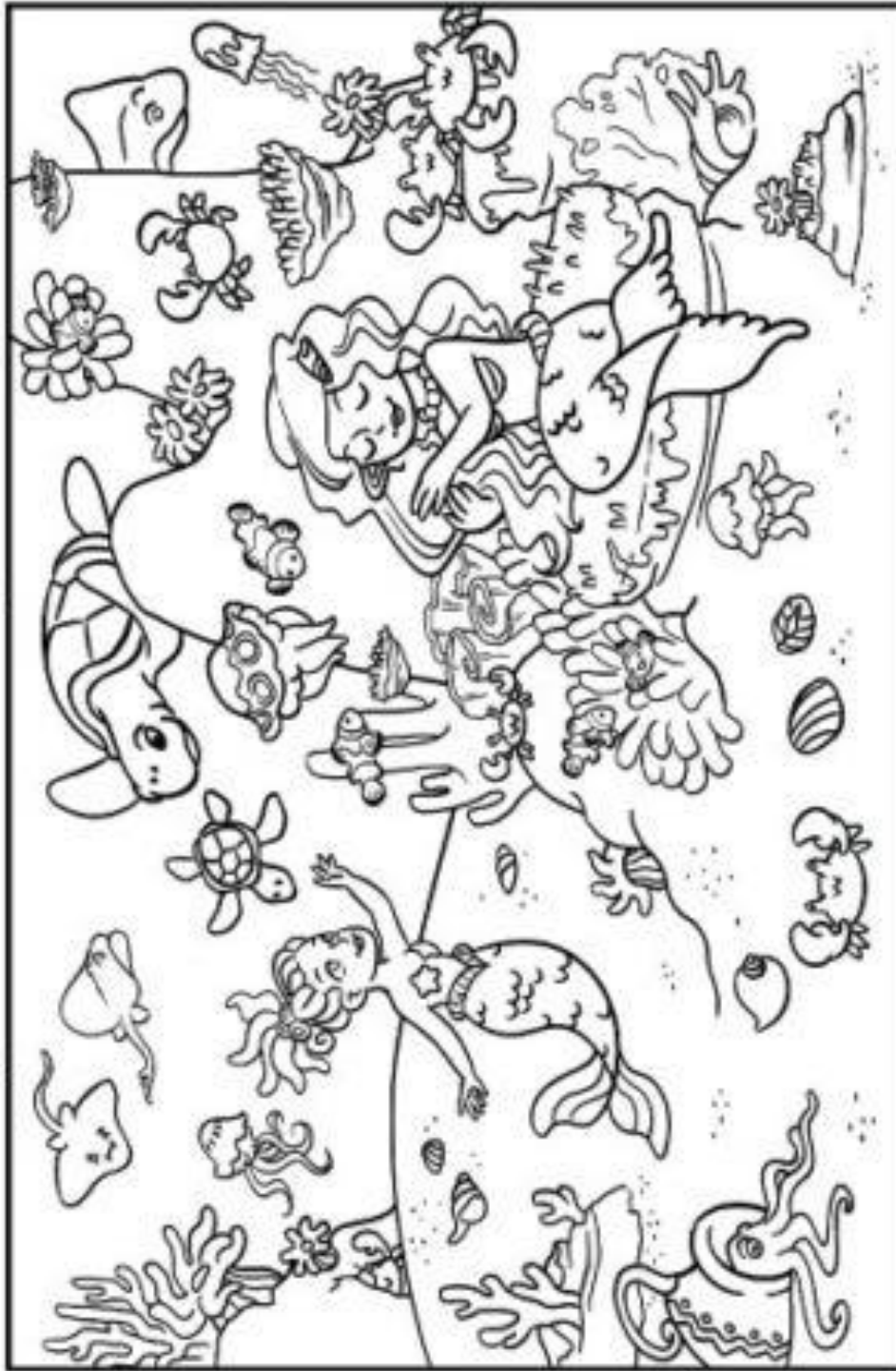


The Shafer Center  
CREATING OPPORTUNITIES FOR SUCCESS

## Monthly Activities Calendar

© www.sparkling-minds.com

Can you find the hidden objects in the picture?



1 octopus



2 sea turtles



3 stingrays



4 jellyfish



5 clownfish



6 crabs

## Monthly Activities Calendar

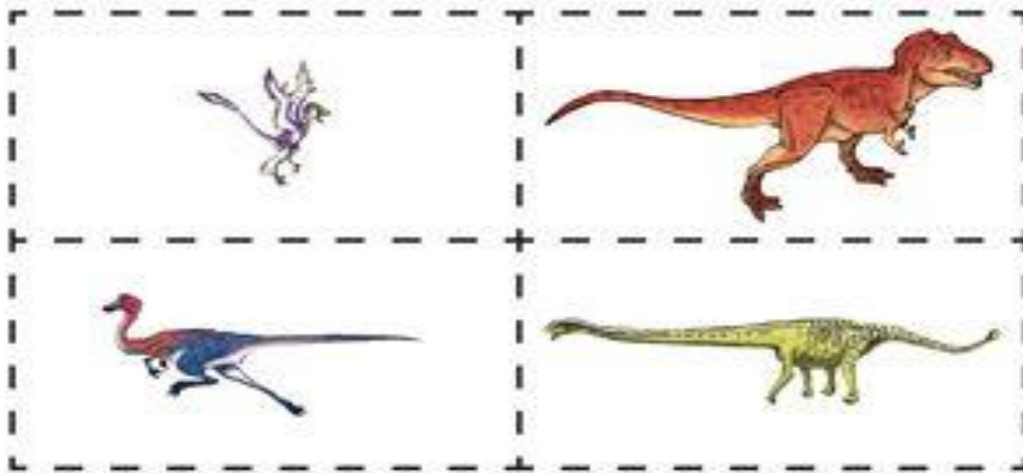




### Dino-sort

Have an adult help you cut out the dinosaurs. Read the words under each box. Put each dinosaur in the box that tells what it looks like or how it moves. Then glue them to the paper.

Cognitive  
Development



small



big



fast



long




Continue the journey at [leapfrog.com/learningpath](http://leapfrog.com/learningpath).  
Connect your Tag™, Leapster™2 or Duo™ learning system to your  
computer often to ensure your child's learning path is up-to-date.  
© 2008 LeapFrog





## Monthly Activities Calendar







Name \_\_\_\_\_

Skill: Literature—*The Great Kapok Tree*

## Rain Forest

Plants are important in the rain forest. Many animals depend on them. Cut out the animals and paste them where they live.



Teacher: Use this page with the book *The Great Kapok Tree* by Lynne Cherry.



The Shafer Center  
CREATING OPPORTUNITIES FOR SUCCESS


## Monthly Activities Calendar

Name \_\_\_\_\_

Date \_\_\_\_\_

# Choose your Hair Style

Choose a new hair style. Describe your hair style.



Color: \_\_\_\_\_

Length: \_\_\_\_\_

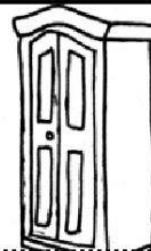
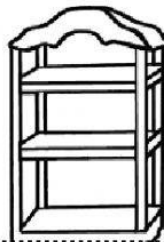

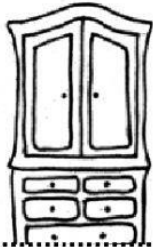
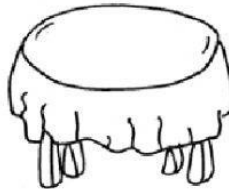
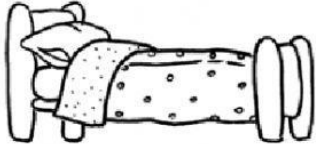
Curl  
or  
Straight

© 2018 Family and Child Development Lab

The Shafer Center  
11500 Cronridge Dr.  
Suite 130  
Owings Mills, MD 21117  
Tel: 410-517-1113  
[www.theshafercenter.com](http://www.theshafercenter.com)



# FURNITURE



wardrobe

chair

coffee table

cupboard

table

armchair

shelves

sofa


bed





The Shafer Center  
CREATING OPPORTUNITIES FOR SUCCESS

## Monthly Activities Calendar




The Shafer Center  
11500 Cronridge Dr.  
Suite 130  
Owings Mills, MD 21117  
Tel: 410-517-1113  
[www.theshafercenter.com](http://www.theshafercenter.com)





The Shafer Center  
CREATING OPPORTUNITIES FOR SUCCESS

## Monthly Activities Calendar



The Shafer Center  
11500 Cronridge Dr.  
Suite 130  
Owings Mills, MD 21117  
Tel: 410-517-1113  
[www.theshafercenter.com](http://www.theshafercenter.com)