


## Monthly Activities Calendar

July						
Sunday	Monday	Tuesday	Wednesday	Thursday	Friday	Saturday
			1 Theme: Let's Go Camping	2 Theme: Butterflies Take Flight	3 Theme: Fourth of July	4
5	6 Theme: Book: Where the Wild Things Are	7 Theme: Book: Llama Llama Red Pajama	8 Theme: Book: Cloudy With a Chance of Meatballs	9 Theme: Book: Little Blue Trucks	10 Theme: Book: Clifford the Big Red Dog	11
12	13 Theme: Mighty Mangos	14 Theme: Adventurous Apples	15 Theme: Bold Bananas	16 Theme: Wiggly Watermelons	17 Theme: Special Strawberries	18
19	20 Theme: Fierce Firefighter	21 Theme: Little Scientist	22 Theme: Dentists, Doctors & Nurses, Here to Help	23 Theme: Learning with Teachers	24 Theme: Can we build it, Mr. Construction Worker?	25
26	27 Theme: Our Wonderful Planets	28 Theme: Diversity: We are all different	29 Theme: Big Dogs, Small Dogs	30 Theme: Opposite Day	31 Theme: Sweets and Treats	

## Monthly Activities Calendar

July 1 <sup>st</sup> :  Let's Go Camping	Activities	Activity Item	Skill
	Activity 1	<p>S'mores on a Stick!</p> <ol style="list-style-type: none"> <li>1. Put marshmallows on a popsicle stick, kebab skewer, or other stick.</li> <li>2. Crush graham crackers in a plastic bag.</li> <li>3. Melt chocolate in double boiler over the stove, or in the microwave for 20 seconds. you can also use chocolate syrup.</li> <li>4. Dip marshmallow on a stick and dip it into the chocolate, then dip it into the graham cracker crumbs.</li> <li>5. Enjoy!</li> </ol> <p><a href="https://fun-a-day.com/preschool-camping-theme-snack-smores-on-a-stick/">https://fun-a-day.com/preschool-camping-theme-snack-smores-on-a-stick/</a></p>	<p>Fine motor</p> <p>Cooking</p> <p>Following directions</p>
	Activity 2	<p>Read with a Flashlight, like you're camping!</p> <ol style="list-style-type: none"> <li>1. Find a flashlight.</li> <li>2. Find your favorite book—picture book, comic, anything!</li> <li>3. Go outside when it is dark, or turn the lights off in a comfy room.</li> <li>4. Read your book with your flashlight, and even do it under a blanket to pretend you're inside a tent!</li> </ol>	<p>Imaginative Play</p> <p>Fine motor</p>
	Activity 3	<p>Draw your own camping scene!</p> <ol style="list-style-type: none"> <li>1. Use the internet to find what camping looks like and things you need to camp (e.g., a tent, a fire pit, ...).</li> <li>2. Grab some markers, crayons, or colored pencils.</li> <li>3. Grab a piece of drawing paper.</li> </ol> <p>Draw your camping scene, and anyone you want to join you camping!</p>	<p>Research</p> <p>Fine motor</p> <p>Art</p>

## Monthly Activities Calendar

July 2 <sup>nd</sup> :	Activities	Activity Item	Skill
<b>Butterflies Take Flight</b>	Activity 1	Learn about Butterflies! <ol style="list-style-type: none"> <li>1. Watch this video and take a virtual field trip through the butterfly garden!  <a href="https://www.pbslearningmedia.org/resource/0f850220-91b3-4e72-bf48-4d1f2821ceaf/butterfly-world-field-trip/">https://www.pbslearningmedia.org/resource/0f850220-91b3-4e72-bf48-4d1f2821ceaf/butterfly-world-field-trip/</a></li> <li>2. Then, take a virtual tour of a butterfly conservatory!  <a href="https://www.youtube.com/watch?v=9aSMpFZvT34">https://www.youtube.com/watch?v=9aSMpFZvT34</a></li> </ol>	Attending to Video
	Activity 2	Color by Number: Butterfly!  <p>1-yellow 2-blue 3-pink 4-green 5-orange 6-red 7-purple</p> <p>Find the printable at the end of this document.</p>	Colors  Fine motor  Independent activity
	Activity 3	Find the types of butterflies! <ol style="list-style-type: none"> <li>1. Use the internet to find butterfly facts. Search “facts about butterflies”.</li> <li>2. Write 10 fun or interesting facts. Draw a butterfly if you</li> </ol>	Research  Art  Fine Motor Skills

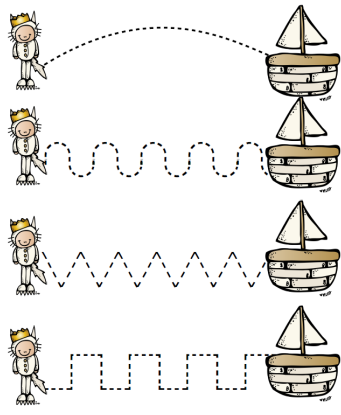

## Monthly Activities Calendar

		<p>want, too!</p> <p>Here's an example:</p> <table><tr><td><b>Fun Fact</b></td></tr><tr><td>1. Butterflies can't fly if they are cold</td></tr></table>	<b>Fun Fact</b>	1. Butterflies can't fly if they are cold	
<b>Fun Fact</b>					
1. Butterflies can't fly if they are cold					

<b>July 3<sup>rd</sup>:</b>	<b>Activities</b>	<b>Activity Item</b>	<b>Skill</b>
<b>Fourth of July</b>	Activity 1	<p>Listen to F is for Flag read aloud:</p> <p><a href="https://www.youtube.com/watch?v=ja37jgbacOs">https://www.youtube.com/watch?v=ja37jgbacOs</a></p>	Attending to book/video
	Activity 2	<p>Pretend parade!</p> <ol style="list-style-type: none"> <li>Grab your paper hat and some toys that make noise.</li> <li>March around the house with your noisemakers and pretend you are in a parade!</li> </ol>	Pretend Play/ Independent Play
	Activity 3	<p>Make some mint fireworks! Science experiment</p> <ol style="list-style-type: none"> <li>Get a white plate and your circular red and white striped mints.</li> <li>Pour about ½ cup of water on top of the mints.</li> <li>What do you see?!</li> </ol> <p><a href="https://www.wdvtv.com/content/news/Kates-Corner-Mint-fireworks-432276583.html">https://www.wdvtv.com/content/news/Kates-Corner-Mint-fireworks-432276583.html</a></p>	Following directions

<b>July 6<sup>th</sup>:</b>	<b>Activities</b>	<b>Activity Item</b>	<b>Skill</b>
<b>Book: Where the Wild Things Are</b>	Activity 1	<p>Read Where the Wild Things Are or listen to the read aloud here:</p> <p><a href="https://www.youtube.com/watch?v=ALmNPxNehYE">https://www.youtube.com/watch?v=ALmNPxNehYE</a></p>	Attending to Book
	Activity 2	Where the Wild Things Are Worksheets	<p>Following Directions</p> <p>Same vs. Different</p>

## Monthly Activities Calendar

		<p>Prewriting Page</p>  <p>Which Is Different?</p>  <p>Writing</p>	
	Activity 3	<p>Find the printable at the end of this document.</p> <p>Jungle Explorer!</p> <p>It's time to bring King Max back home. Throw on your pretend hat and head into the jungle. Say hi to some friendly animals along the way and hide out from the scary ones until you find Max! Good luck and have fun!</p>	Pretend Play


July 7 <sup>th</sup> :	Activities	Activity Item	Skill
Book: Llama Llama Red Pajama	Activity 1	<p>Listen to Llama Llama Red Pajama read aloud here:</p> <p><a href="https://www.youtube.com/watch?v=DUWU58pVcwM">https://www.youtube.com/watch?v=DUWU58pVcwM</a></p>	Attending to Book/Video
	Activity 2	<p>Build a "quiet corner" blanket fort! To make a simple version, put 3-4 chairs in a circle facing away from each other and cover with a blanket. Fill the inside with pillows, blankets, and anything else you want to make it comfortable. For a more advanced fort, use couch cushions, additional pillows, stuffed animals, or any other furniture in your home!</p>	<p>Following Directions</p> <p>Gross Motor Skills</p>
	Activity 3	<p>Try Little Llama's strategies in a freeze-style waiting game! Instructions:</p> <ul style="list-style-type: none"> <li>Strategies to use: singing a song, dancing, jumping, stomping, walking, running. Feel free to add your own actions!</li> <li>One player will be the leader for each round. They</li> </ul>	<p>Following Directions</p> <p>Waiting</p> <p>Play</p>


## Monthly Activities Calendar

		<p>will either say the strategy to use, or act it out for the other players to follow</p> <ul style="list-style-type: none"> <li>• When the leader says “wait!”, all players will freeze in place.</li> <li>• Any player that is still moving when “wait” is called is out! (Modified: for kiddos who need more practice with waiting, this step can be replaced with modeling how to wait with a calm body)</li> </ul> <p>When there is only one player left, they become the new leader! (Modified: the leaders can rotate after a few rounds of playing and waiting)</p>	
--	--	---	--


July 8 <sup>th</sup> :	Activities	Activity Item	Skill
<b>Book: Cloudy with a Chance of Meatballs</b>	Activity 1	<p>Listen to Cloudy with a Chance of Meatballs read aloud here:</p> <p><a href="https://www.youtube.com/watch?v=0CY0ZuCVAYk">https://www.youtube.com/watch?v=0CY0ZuCVAYk</a></p>	Attending to Book/Video
	Activity 2	<p>Pasta Sensory Bin</p> <p>Place a box of uncooked pasta (any shape or size) into a bin. Then place small household items such as buttons, coins, figurines, etc in the pasta. Have your child find the little surprises inside!</p>	<p>Sensory</p> <p>Fine Motor Skills</p>
	Activity 3	<p>Make a Cloudy with a Chance of Meatballs Weather Mobile!</p> <ol style="list-style-type: none"> <li>1. Cut out cloud on paper</li> <li>2. Print/Cut out pictures of food</li> <li>3. String food from cloud</li> </ol>	<p>Arts &amp; Crafts</p> <p>Fine Motor Skills</p>

## Monthly Activities Calendar

			
--	--	--	--

July 9 <sup>th</sup> :	Activities	Activity Item	Skill
Book: Little Blue Trucks	Activity 1	Read Little Blue Truck or Listen to a read aloud here: <a href="https://www.youtube.com/watch?v=QQZ3bK5v0gc">https://www.youtube.com/watch?v=QQZ3bK5v0gc</a>	Attending to Book/Video
	Activity 2	Beep, Beep, Jump on in!  Pretend you are a Little Blue Truck and “drive” around your house picking up your stuffed animals (pillows, dolls, action figures, etc) along the way. Once your passengers get in play some music on the “radio” and pretend to go on a long drive! Where will you go?!	Imaginative Play
	Activity 3	Make a Blue Truck of your own! <ol style="list-style-type: none"> <li>1. Draw outline of truck</li> <li>2. Paint Blue</li> <li>3. Add Brown Mud</li> <li>4. Draw animals in the bed of the truck from the book!</li> </ol> 	Art  Fine Motor Skills

## Monthly Activities Calendar

July 10 <sup>th</sup> :	Activities	Activity Item	Skill
<b>Book: Clifford the Big Red Dog</b>	Activity 1	Pick your favorite Clifford the Big Red Dog book to read or listen to the read aloud here:  <a href="https://www.youtube.com/watch?v=WvOTv4Eo6VU">https://www.youtube.com/watch?v=WvOTv4Eo6VU</a>	Attending to Book/Video
	Activity 2	Watch an episode of Clifford the Big Red Dog on YouTube, you can find an episode here:  <a href="https://www.youtube.com/watch?v=KHS_xc7Np0E">https://www.youtube.com/watch?v=KHS_xc7Np0E</a>	Attending to Video
	Activity 3	<p>Make "Paper Plate Clifford"</p> <p>Use paper plates to create Clifford, color them red if you'd like!</p> <p>Cut dog-ears out in an oval shape. Next cut Clifford's face shape out. Glue or tape your dog-ears to the face. Finally color your paper plates red and draw Clifford's face with any emotion!</p> <p><a href="https://www.craftymorning.com/paper-plate-clifford-craft-kids-big-red-dog/">https://www.craftymorning.com/paper-plate-clifford-craft-kids-big-red-dog/</a></p> <p>Here is an example:</p> 	<p>Art</p> <p>Fine Motor Skills</p> <p>Play</p> <p>Feelings/Emotions</p>




## Monthly Activities Calendar

July 13 <sup>th</sup> :	Activities	Activity Item	Skill
<b>Mighty Mangos</b>	Activity 1	<p>Stop...and (Man)GO!!</p> <p>Pick a room in the house (or safely outside) and stand at one end. When an adult says “(MAN)GO” start running, walking, and/or skipping to the other side of the room, but when they say “STOP”, stop moving! Keep switching until you reach the other side of the room, repeat as many times as you’d like!</p>	<p>Following Directions</p> <p>Gross Motor Skills</p> <p>Play</p>
	Activity 2	<p>Walk around the house and collect as many different items that are the color of Mangos (orange and yellow)!</p> <p>When you’ve found all your items, count them up, then tell someone in your house how many items you found that are the same color as Mangos!</p>	<p>Color Identification</p> <p>Fine Motor Skills</p> <p>Counting</p>
	Activity 3	<p>Where do they (Man)GROW?</p> <ul style="list-style-type: none"> <li>Mangoes are a fruit that grow best in tropical climates. Find pictures of different ecosystems (jungles, desert, arctic, etc.) and compare them.</li> <li>Topics to identify/compare: hot vs cold, animals that live there, colors, plant life</li> </ul>	<p>Compare &amp; contrast</p> <p>Receptive/expressive identification</p> <p>Colors</p> <p>Research</p>


July 14 <sup>th</sup> :	Activities	Activity Item	Skill
<b>Adventurous Apples</b>	Activity 1	<p>Make the “Paper Plate Apple” craft!</p> <p>Using one paper plate, color the apple red or green, draw the seeds inside the apple, and glue a leaf to the back for a perfect apple. Using a scissor practice taking “bites” of the apple by cutting off parts of your apple.</p> <p>Here is an example:</p>	<p>Art</p> <p>Fine Motor Skills</p>

## Monthly Activities Calendar



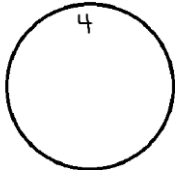
			
	Activity 2	Read The Biggest Apple Ever or listen to the read aloud here:  <a href="https://www.youtube.com/watch?v=EyxYkPZdac">https://www.youtube.com/watch?v=EyxYkPZdac</a>	Attending to Book
	Activity 3	Let's Talk about Apples!  Let's learn about what's inside an apple. Cut your apple in half, talk about the stem, the skin, the flesh, the seeds, and the core. The best part? Now you get to eat the apple!	Fine Motor Skills  Cutting

July 15 <sup>th</sup> :	Activities	Activity Item	Skill
<b>Bold Bananas</b>	Activity 1	Practice your dance moves by following along with The Learning Station and... GO BANANAS!  <a href="https://www.youtube.com/watch?v=bfhzSNW0NmE">https://www.youtube.com/watch?v=bfhzSNW0NmE</a>	Following Directions  Attending to Song/Video
	Activity 2	Meet Betsy the Banana and go on a yoga adventure with her!  <a href="https://www.youtube.com/watch?v=40SZl84Lr7A">https://www.youtube.com/watch?v=40SZl84Lr7A</a>	Attending to Video  Leisure Skills  Gross Motor Skills
	Activity 3	Find out what happens during Pete the Cat and the Bad Banana by reading or listening to the read aloud here:  <a href="https://www.youtube.com/watch?v=-LFRslPT5mw">https://www.youtube.com/watch?v=-LFRslPT5mw</a>	Attending to Book



## Monthly Activities Calendar

July 16 <sup>th</sup> :	Activities	Activity Item	Skill
Wiggly Watermelons	Activity 1	<p>I Spy: Watermelon Edition</p> <p>Use this printable to circle the watermelon wholes, halves, bites, slice, and wedge. Then count them up to see how many you found!</p> <p><a href="https://drive.google.com/file/d/0B86bxhFhYKGza2w5NmFxTGRUemc/view">https://drive.google.com/file/d/0B86bxhFhYKGza2w5NmFxTGRUemc/view</a></p>	<p>Fine Motor Skills</p> <p>Following Directions</p> <p>Counting</p>
	Activity 2	<p>From Seeds To Melon!</p> <p>Watch someone grow watermelons from start to finish and explaining everything along the way.</p> <p><a href="https://www.youtube.com/watch?v=Gid6hMTXpOA">https://www.youtube.com/watch?v=Gid6hMTXpOA</a></p>	Attending to Video
	Activity 3	<p>W is for Watermelon Hand Craft!</p> <p>Paint your hand red like the inside of the watermelon and push it down onto a white paper. Add some black seeds and the green rind and you have yourself a watermelon! Feel free to add more to your watermelon hand as you'd like!</p> 	<p>Art</p> <p>Fine Motor Skill</p> <p>Colors</p>

## Monthly Activities Calendar

July 17th:	Activities	Activity Item	Skill
Special Strawberries	Activity 1	Listen to Strawberry Shortcake: Fun in the Sun as her adventure is read aloud to you!  <a href="https://www.youtube.com/watch?v=YkvaNCLmND0">https://www.youtube.com/watch?v=YkvaNCLmND0</a>	Attending to Video
	Activity 2	Heart strawberry craft (refer to Heart Strawberry Craft under crafts section of resource page on TSC website)  	Art  Direction Following  Fine Motor Skills
	Activity 3	Strawberry Counting Game:    You'll need a piece of paper, marker (red and black), scissors, and glue  1. Draw a big circle on the piece of paper with a number up top like this :    2. Next, have your kiddo draw a strawberry or even a red dot to represent a strawberry based on the number you put at the top  a. The picture should look like the example above	Math: Counting  Coloring



## Monthly Activities Calendar

July 20th:	Activities	Activity Item	Skill
<b>Fierce Firefighters</b>	Activity 1	<p>Water Cannon Firefighting- Set up red plastic cups around the yard, they can be individual cups placed around or you can stack them in a pyramid to make it more exciting and easier to aim for. Tape a picture of fire on there or use flame stickers if you have them. Then play a game called Put out the Fire by giving your kiddo a filled water toys or the hose with a squeeze nozzle attached and have them try to knock down all the cups! Alternatively, you can use a blue ball and your child can throw the ball to knock down the cups.</p> 	<p>Play</p> <p>Gross Motor Skills</p> <p>Following Directions</p>
	Activity 2	<p>Fire Dog craft <a href="https://www.madetobeamomma.com/firefighter-dalmatian-kids-craft/">https://www.madetobeamomma.com/firefighter-dalmatian-kids-craft/</a></p> 	<p>Fine Motor Skills</p> <p>Shapes</p>
	Activity 3	<p>Watch this video about all the gear firefighters wear and what it does <a href="https://www.youtube.com/watch?v=lro2OT9yqBA">https://www.youtube.com/watch?v=lro2OT9yqBA</a></p> <p>And this video which gives you a tour of the fire station and fire truck! Indoor field trip! <a href="https://www.youtube.com/watch?v=ZkXhYQfAFIM">https://www.youtube.com/watch?v=ZkXhYQfAFIM</a></p>	<p>Attending to Video</p>
July 21 <sup>st</sup> :	Activities	Activity Item	Skill
<b>Little Scientist</b>	Activity 1	Tornado in a Jar!	Following Directions



## Monthly Activities Calendar

		<p>Talk to your kiddo about what tornadoes are what they look like. Materials needed: A jar (with a lid), dish soap, water, vinegar, and measuring spoons. You can also add food coloring and glitter, but it's optional!</p> <p><a href="https://homeschoolon.com/how-to-make-a-tornado-in-a-jar/">https://homeschoolon.com/how-to-make-a-tornado-in-a-jar/</a></p>	Gross Motor Skills
	Activity 2	<p>Magic Milk Experiment! Grab some milk (full fat), food coloring, Dawn dish soap, and cotton swabs and watch what happens to the milk!</p> <p><a href="https://littlebinsforlittlehands.com/magic-milk-a-classic-science-experiment-for-kids/">https://littlebinsforlittlehands.com/magic-milk-a-classic-science-experiment-for-kids/</a></p>	Gross Motor Skills Following Directions
	Activity 3	<p>Sink or Float! This fun science activity can be done indoors or outdoors. Fill up the tub, sink, or a container with water (You can add food coloring or Jell-O to the water for additional fun and smell). Collect waterproof things from around the house and ask your kiddo to predict whether the item will sink or float. A list of recommended items can be found using the link below.</p> <p><a href="http://teachersmag.com/posts/constellation-marshmallow-activity/">http://teachersmag.com/posts/constellation-marshmallow-activity/</a></p>	Following Directions Play Gross Motor Skills
<b>July 22<sup>nd</sup>:</b>  <b>Dentists, Doctors, and nurses: Here to help</b>	<b>Activities</b>	<b>Activity Item</b>	<b>Skill</b>
	Activity 1	<p>Create your own mouth and teeth! Use mini marshmallows, glue and pink paper to recreate a fun interactive mouth to learn more about what dentists see!</p> <p>(See craft activity sheet for directions) <a href="https://www.pinterest.com/pin/725431452464056635/">https://www.pinterest.com/pin/725431452464056635/</a></p>	Following Directions Attending to Activity
	Activity 2	<p>Listen to Just Going to the Dentist on this read aloud:</p> <p><a href="https://www.youtube.com/watch?v=bN8e4J0X9tM">https://www.youtube.com/watch?v=bN8e4J0X9tM</a></p>	Attending to book/video
	Activity 3	Learn how to Floss!	Fine Motor Skills

## Monthly Activities Calendar

		Using an overturned ice cube tray, string, and play dough you and your child can learn how to floss and care for their teeth!  <a href="https://alittlepinchofperfect.com/learning-about-teeth-activities-and-free-printables/">https://alittlepinchofperfect.com/learning-about-teeth-activities-and-free-printables/</a>	
July 23 <sup>th</sup> :  Learning with Teachers	Activities	Activity Item	Skill
	Activity 1	Play teacher! Help your child get dressed up like their favorite teacher. Set up a chalkboard or white board. They can write the letters of the alphabet or numbers on as you the student follow along. You can add more classmates by setting up stuffed animals in chairs with pencils and paper.	Play  Handwriting
	Activity 2	Have an apple taste test. Slice up different types/colors of apple and rate them to see which one your child likes best. You can make a scale from 1 to 10 or a simple yes I like it or no I don't like ranking system depending on your kiddo. If you only have one type of apple do a taste test with different toppings! Dip the slices in chocolate, coconut, nuts, or peanut butter. For added fun you can taste test blindfolded  <a href="https://www.keepingmykiddobusy.com/blog/2019/6/24/all-about-apples-freebie">https://www.keepingmykiddobusy.com/blog/2019/6/24/all-about-apples-freebie</a> <a href="https://jdaniel4smom.com/2017/08/apple-taste-test-with-printables.html">https://jdaniel4smom.com/2017/08/apple-taste-test-with-printables.html</a>  	Color Identification  Expressive Language
	Activity 3	Paper Bag Teacher Craft <a href="https://ourkidthings.com/paper-bag-dad-puppets/">https://ourkidthings.com/paper-bag-dad-puppets/</a>	Colors  Shapes

## Monthly Activities Calendar



		 	Following directions
<b>July 24<sup>th</sup>:</b>	<b>Activities</b>	<b>Activity Item</b>	<b>Skill</b>
<b>Can we build it, Mr. Construction worker?</b>	Activity 1	<p>Pom-pom construction sorting</p> <p>Use trucks, excavators, etc. to scoop up different colored pom-pom's and sort them into containers! Whoever sorts the fastest, wins!</p> <p>Activity #10</p> <p><a href="https://www.pinterest.com/pin/776237685760691422/">https://www.pinterest.com/pin/776237685760691422/</a></p>	<p>Fine Motor</p> <p>Receptive Listening</p> <p>Sorting</p>
	Activity 2	<p>Build a truck!</p> <p>Use felt or paper and cut out wheels, a body for the truck, windows, etc. Use different combinations of shapes to make interesting looking vehicles!</p> <p><a href="https://www.cynicalparent.com/construction-activities-for-preschoolers/">https://www.cynicalparent.com/construction-activities-for-preschoolers/</a></p>	<p>Cutting / scissor skills</p> <p>Shape ID</p>
	Activity 3	<p>Marshmallow bridge building</p> <p>Use marshmallows and toothpicks/straws to connect the marshmallows to each other and build a soft and pillow bridge.</p> <p>Activity #9</p> <p><a href="https://www.cynicalparent.com/construction-activities-for-preschoolers/">https://www.cynicalparent.com/construction-activities-for-preschoolers/</a></p>	<p>Motor skills</p> <p>Following Directions</p>




## Monthly Activities Calendar

<b>July 27<sup>th</sup>: Our Wonderful Planets</b>	<b>Activities</b>	<b>Activity Item</b>	<b>Skill</b>
	Activity 1	Listen and learn about all 8 planets in our solar system! <a href="https://www.youtube.com/watch?v=mQrIgH97v94">https://www.youtube.com/watch?v=mQrIgH97v94</a>	Attending to video/song
	Activity 2	Make the planet Earth with this fun art activity (See craft activity sheet for directions). <a href="https://www.craftymorning.com/shaving-cream-marbled-earth-day-craft/">https://www.craftymorning.com/shaving-cream-marbled-earth-day-craft/</a>	Colors Gross Motor Skills Following Directions Art
	Activity 3	Make moon rocks with your kiddo! You will need baking soda, white vinegar, water, food coloring, and glitter. After you've created the moon rocks, you can make them fizz by adding vinegar! <a href="https://littlebinsforlittlehands.com/fizzing-moon-rocks-activity/">https://littlebinsforlittlehands.com/fizzing-moon-rocks-activity/</a>	Gross Motor Skills Following Directions Science
<b>July 28<sup>th</sup>: Diversity – We Are All Different</b>	<b>Activities</b>	<b>Activity Item</b>	<b>Skill</b>
	Activity 1	Bake or cook a special recipe from another country. You can also listen to music from different countries while you cook it! Talk about where the recipe is and where the country is located.	Cooking Gross Motor Skills Following Directions
	Activity 2	Use the link below to do a read-a-long to learn about how we're all different! <a href="https://www.craftymorning.com/shaving-cream-marbled-earth-day-craft/">https://www.craftymorning.com/shaving-cream-marbled-earth-day-craft/</a>	Attending to Video Leisure Skills
	Activity 3	Create your own airplane in the house! Fly around to 	Imagination Play Turn Taking




## Monthly Activities Calendar

		<p>different places of the world and talk about their cultures. Use the link below to create some different culturally-based crafts.</p> <p><a href="https://kinderart.com/category/art-lessons/multic/">https://kinderart.com/category/art-lessons/multic/</a></p>	
<b>July 29<sup>th</sup>:</b>  <b>Big Dogs, Little Dogs</b>	<b>Activities</b>	<b>Activity Item</b>	<b>Skill</b>
	Activity 1	<p>Paw Print Path: Draw or print out paw prints. Place them on the floor. Have your kiddo follow the path. You can jump, walk, spin, or skip from paw print to paw print. You can make big and small prints.</p> 	<p>Gross Motor Movements</p> <p>Following Directions</p> <p>Imagination Play</p>
	Activity 2	<p>Big Dogs, Little Dogs Craft</p> <p><a href="https://www.easypeasyandfun.com/toilet-paper-roll-dogs/">https://www.easypeasyandfun.com/toilet-paper-roll-dogs/</a></p> 	<p>Fine Motor</p> <p>Following Directions</p> <p>Reception Language</p>
	Activity 3	<p>Let's Read the Book: Big Dog Little Dog</p> <p><a href="https://youtu.be/yJssaXkuyeM">https://youtu.be/yJssaXkuyeM</a></p>	<p>Attending to Video</p>

## Monthly Activities Calendar

July 30 <sup>th</sup> :	Activities	Activity Item	Skill
Opposites Day	Activity 1	Opposite Faces Paper Plate Craft 	Art  Drawing  Emotions
	Activity 2	Happy Opposite Day! Learn about all the different kind of opposites!  <a href="https://www.youtube.com/watch?v=HGeuA4iJ8vI">https://www.youtube.com/watch?v=HGeuA4iJ8vI</a>	Attending to video/song
	Activity 3	My Opposites craft book:  You'll need scissors, crayon/markers, and a stapler or glue to make the booklet  <ol style="list-style-type: none"> <li>1. Start out with cutting the pages and the pictures that go along with the booklet</li> <li>2. Look through the booklet and match the opposites</li> <li>3. Pick which pictures belong where and glue them on</li> <li>4. Next, glue or staple the booklet together based on the book numbers</li> <li>5. Last, color the pictures as you</li> </ol>	Reading  Following Directions  Fine Motor Skills  Coloring
July 31st:	Activities	Activity Item	Skill
Sweets and Treats	Activity 1	Listen to Cami Kangaroo Has Too Many Sweets on this read aloud:  <a href="https://www.youtube.com/watch?v=1E6u-EByhJQ">https://www.youtube.com/watch?v=1E6u-EByhJQ</a>	Attending to book/video
	Activity 2	Paper plate lollipop craft:	Following Directions

## Monthly Activities Calendar


			Fine Motor Skills Coloring
	Activity 3	<p>Decorate some cookies:</p> <ol style="list-style-type: none"> <li>1. Make some cookie dough or use pre-made dough</li> <li>2. Use cookie cutters or a cup to make shapes</li> <li>3. Bake your cookies</li> <li>4. Once they come out of the oven, allow your kiddo to decorate them</li> <li>5. You can use: sprinkles, chocolate chips, icing,</li> </ol> <div>   </div>	Following Directions Fine Motor Skills Cooking

*These are suggested activities for your children. You know your child best and if the activities do not match your child's skill level or interest it is our recommendation that you do not do the activities. Your child should be supervised by a responsible adult for all activities to ensure their safety.*




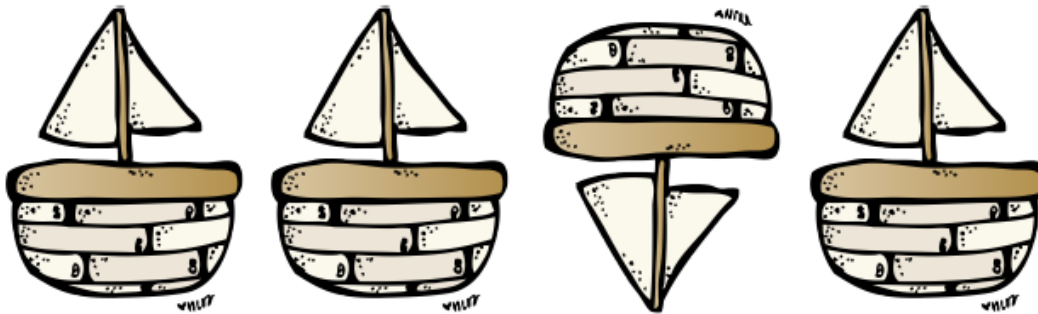
The Shafer Center  
CREATING OPPORTUNITIES FOR SUCCESS

## Monthly Activities Calendar





### Which Is Different?







## Prewriting Page

