

# November

Sunday	Monday	Tuesday	Wednesday	Thursday	Friday	Saturday
1	2 Theme: Hey Hey Haystacks	3 Theme: It's Good to Vote	4 Theme: A Cornucopia of Thanks	5 Theme: Pumpkin Patch	6 Theme: Family Friday	7
8	9 Theme: Red Leaf, Green Leaf	10 Theme: World Peace	11 Theme: Veterans Day	12 Theme: The Ants Go Marching	13 Theme: Friend Friday	14
15	16 Theme: Book: Leaf Man	17 Theme: Book: A Charlie Brown Thanksgiving	18 Theme: Book: How to Catch a Turkey	19 Theme: Book: Little Red Hen	20 Theme: Book: Hippo's Go Berserk	21
22	23 Theme: Giving Thanks	24 Theme: The Mayflower	25 Theme: Turkey Time	26 Theme: Thanksgiving	27 Theme: All About Owls	28
29	30 Theme: Winter is Coming!					

## Monthly Activities Calendar

November 2 <sup>nd</sup> :	Activities	Activity Item	Skill
Hey Hey Haystacks	Activity 1	<b>Listen and sing along to “Old MacDonald Had A Farm”:</b>  <a href="https://www.youtube.com/watch?v= 6HzoUcx3eo">https://www.youtube.com/watch?v= 6HzoUcx3eo</a>	Attending to the video/song
	Activity 2	<b>Paint With Hay</b> Get hay from your local craft store or farm. Tie it up into brush-like shape, dip it in some paint, and use that as your paintbrush today! When you’re done ask yourself, did you like using this tool? Do you like it better than a paintbrush or your fingers?	Fine Motor Skills  Preferences  Arts and Crafts
	Activity 3	<b>Hay Rescue</b> With your leftover hay you picked up, let’s make a hay sensory bin! Put the rest of your hay into a bin, add in farm animal figures (or anything else small for your child to find), and have them fish out all the figures.	Fine Motor Skills  Sensory
November 3 <sup>rd</sup> :	Activities	Activity Item	Skill
It’s Good to Vote	Activity 1	<b>Listen and watch a video about why voting is important.</b>  <a href="https://www.youtube.com/watch?v=GrG7zBUDiqQ">https://www.youtube.com/watch?v=GrG7zBUDiqQ</a>	Attending to the video/song
	Activity 2	<b>Listen to V is for Voting read aloud:</b>  <a href="https://www.youtube.com/watch?v=O3z7DhEylDo">https://www.youtube.com/watch?v=O3z7DhEylDo</a>	Attending to the video/book
	Activity 3	<b>Mock Election</b>  Practice for the first election you will vote in through this mock election. Using the provided worksheets, vote for either Rabbit, Cat, or Dog. Once you hand it in to someone in your house, color and cut out your “I voted” badge. Congrats!	Following directions  Fine Motor Skills  Colors  Arts and Crafts  Cutting
November 4 <sup>th</sup> :	Activities	Activity Item	Skill
A Cornucopia of Thanks	Activity 1	<b>What is a Cornucopia?</b>  Watch this video to find out what a cornucopia is!  <a href="https://www.youtube.com/watch?v=80fGGWVo9Kk">https://www.youtube.com/watch?v=80fGGWVo9Kk</a>	Attending to the video

## Monthly Activities Calendar

	Activity 2	<b>A Cornucopia Coloring Page</b>  Using the provided worksheet, color a beautiful cornucopia and give it to someone in your household.	Fine Motor Skills  Colors
	Activity 3	<b>Arrange Your Own Cornucopia</b>  Using the provided worksheet, color, cut out, and glue your fruits and vegetables in your own unique way in your cornucopia!	Arts and Crafts  Colors  Fine Motor Skills
<b>November 5<sup>th</sup>:</b>	<b>Activities</b>	<b>Activity Item</b>	<b>Skill</b>
<b>Pumpkin Patch</b>	Activity 1	<b>Listen to The Pumpkin Patch read aloud:</b>  <a href="https://www.youtube.com/watch?v=6UE6-pSzH0E">https://www.youtube.com/watch?v=6UE6-pSzH0E</a>	Attending to the video/book
	Activity 2	<b>Watch Pete the Cat go to the pumpkin patch:</b>  <a href="https://www.youtube.com/watch?v=NANmcpP4Q74">https://www.youtube.com/watch?v=NANmcpP4Q74</a>	Attending to the video/show
	Activity 3	<b>The Great Pumpkin Walk</b>  With an adult or caregiver walk around your neighbor. Look for tall pumpkins, small pumpkins, carved pumpkins, painted pumpkins, heavy pumpkins, light pumpkins... look at all the pumpkins you can see!	Gross Motor Skills  Identification
<b>November 6<sup>th</sup>:</b>	<b>Activities</b>	<b>Activity Item</b>	<b>Skill</b>
<b>Family Friday</b>	Activity 1	<b>Listen to and sing along to the "Family Song".</b>  <a href="https://www.youtube.com/watch?v=ii_LtHrEiao">https://www.youtube.com/watch?v=ii_LtHrEiao</a>	Attending to the video/song
	Activity 2	<b>Listen to and watch "I Love My Family"</b>  <a href="https://www.youtube.com/watch?v=cuI7n5V-hHk">https://www.youtube.com/watch?v=cuI7n5V-hHk</a>	Attending to the video/song
	Activity 3	<b>Drawing For a Family Member</b>  Now that we talked about family and what loving your family might look like, let's show someone in our family or household that we love them! Draw them a picture to show you care.	Fine Motor Skills  Arts and Crafts  Colors


## Monthly Activities Calendar

November 9 <sup>th</sup> :	Activities	Activity Item	Skill
Red Leaf, Green Leaf	Activity 1	<b>Red Leaf, Green Leaf</b> Let's play a game! First, gather everyone in your household into an area of your house with plenty of room, you could even go outside. Next, have everyone line up next to each other. Lastly, have one person call "GREEN LEAF" and start running!!! Then have them call "RED LEAF" and stop!!!! Keep going until you're tired and need a break!	Gross Motor Skills  Following directions  Play  Group activity
	Activity 2	<b>Leaf Graphing</b> Using the provided worksheet, take a nature walk around your neighborhood or look around your yard in search of leaves. Note the colors you see and graph them on your worksheet. When you're done, count the colored boxes to see how many leaves you found of each color.	Gross Motor Skills  Counting  Colors
	Activity 3	<b>Listen to the There Was An Old Lady Who Swallowed Some Leaves read aloud:</b>  <a href="https://www.youtube.com/watch?v=YwzjH_iJrTo">https://www.youtube.com/watch?v=YwzjH_iJrTo</a>	Attending to the video/book
November 10 <sup>th</sup> :	Activities	Activity Item	Skill
World Peace	Activity 1	<b>Listen and sing along to "PEACE":</b>  <a href="https://www.youtube.com/watch?v=F62L1TaDIUk">https://www.youtube.com/watch?v=F62L1TaDIUk</a>	Attending to the video/song
	Activity 2	<b>Listen to the I Am Peace read aloud:</b>  <a href="https://www.youtube.com/watch?v=vnR5HDfR3JI">https://www.youtube.com/watch?v=vnR5HDfR3JI</a>	Attending to the video/book  Mindfulness
	Activity 3	<b>The Symbol of Peace</b>  The dove is the unofficial symbol of peace. The easy craft will remind us of the need for love in our world. Just paint your hand white, or any other color of your choosing, press it down onto a sheet of paper, add a little black eye and a little yellow beak, and write P-E-A-C-E underneath your beautiful dove.	Arts and Crafts  Writing  Colors  Following directions

## Monthly Activities Calendar

			
<b>November 11<sup>th</sup>:</b>	<b>Activities</b>	<b>Activity Item</b>	<b>Skill</b>
<b>Veterans Day</b>	Activity 1	<b>What is Veterans Day?</b>  <a href="https://www.youtube.com/watch?v=c-qxrCRfcS4">https://www.youtube.com/watch?v=c-qxrCRfcS4</a>	Attending to the video
	Activity 2	<b>Coffee Filter Poppy</b>  Using the craft template, make your own coffee filter poppy and hand it out to a Veteran you know or display it in a window for Veterans Day!	Arts and Crafts  Fine Motor Skills
	Activity 3	<b>“Give a Hand” For Serving Our Country</b>  Using the craft template, make your “hand” and give it out to a Veteran you know or display it next to your poppy in a window on Veterans Day!	Arts and Crafts  Fine Motor Skills  Writing
<b>November 12<sup>th</sup>:</b>	<b>Activities</b>	<b>Activity Item</b>	<b>Skill</b>
<b>The Ants Go Marching</b>	Activity 1	<b>Listen to and sing along to “The Ants Go Marching One By One!”</b>  <a href="https://www.youtube.com/watch?v=Pjw2A3QU8Qg">https://www.youtube.com/watch?v=Pjw2A3QU8Qg</a>	Attending to the video/song
	Activity 2	<b>Make Ants on a Log</b>  Make a little snack for all your hard work today. Using celery, peanut butter or cream cheese, and raisins to make your very own ants on a log! Use the picture as a model.	Cooking  Following directions  

## Monthly Activities Calendar

	Activity 3	<b>Spoon Ant</b>  Using the picture as a guide, make your own ant. All you need are googly eyes, a spoon, black paint, and black pipe cleaners. 	Arts and Crafts  Fine Motor Skills  Colors
<b>November 13<sup>th</sup>:</b>  <b>Friend Friday</b>	<b>Activities</b>	<b>Activity Item</b>	<b>Skill</b>
	Activity 1	<b>Listen and watch Cookie Monster tell us what a friend is!</b>  <a href="https://www.youtube.com/watch?v=iPux6QAkBdc">https://www.youtube.com/watch?v=iPux6QAkBdc</a>	Attending to the video/song
	Activity 2	<b>Listen to the How to Be a Friend read aloud:</b>  <a href="https://www.youtube.com/watch?v=rvL4clmNQXQ">https://www.youtube.com/watch?v=rvL4clmNQXQ</a>	Attending to the video/book
	Activity 3	<b>Drawing For a Friend</b>  Now that we know what a friend is and how to be friend, let's show someone we are thankful to have them as friend! Draw them a picture to show you care.	Fine Motor Skills  Arts and Crafts  Colors
<b>November 16<sup>th</sup>:</b>  <b>Book: Leaf Man</b>	<b>Activities</b>	<b>Activity Item</b>	<b>Skill</b>
	Activity 1	<b>Listen to Leaf Man read aloud:</b>  <a href="https://www.youtube.com/watch?v=f3-Dd5O8TXs">https://www.youtube.com/watch?v=f3-Dd5O8TXs</a>	Attending to the video/book
	Activity 2	<b>Unbe-leaf-able Imagination</b>  Using the picture below to get you started, collect leaves from outside, glue or tape them to a piece of paper, and draw pictures around them. Get creative!	Fine Motor Skills  Imagination

## Monthly Activities Calendar



	Activity 3	<b>Leaf Imprints</b>  Using the craft template provided, collect your leaves from outside, paint one side, and press it down onto a blank sheet of paper to make your beautiful leaf imprint!	Arts and Crafts  Fine Motor Skills  Following directions
<b>November 17<sup>th</sup>:</b>  <b>Book: A Charlie Brown Thanksgiving</b>	<b>Activities</b>	<b>Activity Item</b>	<b>Skill</b>
	Activity 1	<b>Listen to A Charlie Brown Thanksgiving read aloud:</b>  <a href="https://www.youtube.com/watch?v=dnQyshjF1WM">https://www.youtube.com/watch?v=dnQyshjF1WM</a>	Attending to the video/book
	Activity 2	<b>Watch A Charlie Brown Thanksgiving on the platforms that they are available.</b>	Attending to the movie
	Activity 3	<b>A Charlie Brown Thanksgiving Coloring Worksheets</b>  Using the provided worksheets, color 1 or all of the coloring pages. For extra fun, hang them around your room when you're done!	Arts and Crafts  Fine Motor Skills  Independence
<b>November 18<sup>th</sup>:</b>  <b>Book: How to Catch a Turkey</b>	<b>Activities</b>	<b>Activity Item</b>	<b>Skill</b>
	Activity 1	<b>Listen to How to Catch a Turkey read aloud:</b>  <a href="https://www.youtube.com/watch?v=TvMdnzMbLFA">https://www.youtube.com/watch?v=TvMdnzMbLFA</a>	Attending to the video/book
	Activity 2	<b>Turkey Snack</b>  Using the picture as a guide, make your yummy turkey snack! The ingredients you will need are 1 Oreo, 1 Candy Corn, 2 small candy eyeballs, and 9-10 pretzel sticks. Assemble your turkey and enjoy your snack or give the cute snack to someone in your house!	Cooking  Fine Motor Skills  Following directions

## Monthly Activities Calendar




	Activity 3	<b>Trace the Turkey Feathers</b>  Using the provided worksheet, trace then color in the different shapes of the turkey's feathers.	Tracing  Fine Motor Skills
<b>November 19<sup>th</sup>:</b>	<b>Activities</b>	<b>Activity Item</b>	<b>Skill</b>
<b>Book: Little Red Hen</b>	Activity 1	<b>Listen to Little Red Hen read aloud:</b>  <a href="https://www.youtube.com/watch?v=GLzna0Hrsco">https://www.youtube.com/watch?v=GLzna0Hrsco</a>	Attending to the video/book
	Activity 2	<b>Find the Smallest</b>  Using the provided worksheet, find the smallest loaf of bread, egg, tractor, and hen and circle it.	Fine Motor Skills  Sizes
	Activity 3	<b>Count the Seeds</b>  Using the provided worksheet, count the seeds and then write the number on the line. With caregiver help, you can "9" and "nine".	Counting  Writing  Fine Motor Skills
<b>November 20<sup>th</sup>:</b>	<b>Activities</b>	<b>Activity Item</b>	<b>Skill</b>
<b>Book: Hippo's Go Berserk</b>	Activity 1	<b>Listen to Hippo's Go Berserk read aloud:</b>  <a href="https://www.youtube.com/watch?v=Pm7mYklAbu0">https://www.youtube.com/watch?v=Pm7mYklAbu0</a>	Attending to the video/book
	Activity 2	<b>Listen to and sing along to "Happy Hippo!", our silly Hippo friend who wanted wings!</b>  <a href="https://www.youtube.com/watch?v=Vv7dBU7QBbw">https://www.youtube.com/watch?v=Vv7dBU7QBbw</a>	Attending to the video/song
	Activity 3	<b>Hungry Hungry Hippos</b>	Play



## Monthly Activities Calendar

		<p>Either using a physical board game and some people in our household or virtually using the link below to play Hungry Hungry Hippos!</p> <p><a href="https://www.gamesloon.com/free-board-23/hungry-hungry-hippos-14948.html">https://www.gamesloon.com/free-board-23/hungry-hungry-hippos-14948.html</a></p>	
<b>November 23<sup>rd</sup>:</b>	<b>Activities</b>	<b>Activity Item</b>	<b>Skill</b>
<b>Giving Thanks</b>	Activity 1	<p><b>Listen to and sing along to “If You’re Thankful and You Know It!”</b></p> <p><a href="https://www.youtube.com/watch?v=Qb0kBCUygBA">https://www.youtube.com/watch?v=Qb0kBCUygBA</a></p>	Attending to the video/song
	Activity 2	<p><b>Thankful Tree</b></p> <p>Using the provided craft template, make your Thankful Tree to show all you are thankful for this season.</p>	<p>Writing</p> <p>Arts and Crafts</p> <p>Gratitude</p>
	Activity 3	<p><b>Gratitude Scavenger Hunt</b></p> <p>With the help of someone in your house, read each prompt on the provided worksheet to find things you are grateful for!</p>	<p>Gratitude</p> <p>Gross Motor Skills</p>
<b>November 24<sup>th</sup>:</b>	<b>Activities</b>	<b>Activity Item</b>	<b>Skill</b>
<b>The Mayflower</b>	Activity 1	<p><b>Watch this video and get a tour of the Mayflower.</b></p> <p><a href="https://www.youtube.com/watch?v=7o5k-W3j1mM">https://www.youtube.com/watch?v=7o5k-W3j1mM</a></p>	Attending to the video
	Activity 2	<p><b>Paper Plate Mayflower</b></p> <p>Following the craft template, make your paper plate Mayflower to sail off to sea!</p>	<p>Following directions</p> <p>Fine Motor Skills</p> <p>Arts and Crafts</p>
	Activity 3	<p><b>Color the Mayflower</b></p> <p>Using the worksheet provided, get creative and color your own Mayflower.</p>	<p>Arts and Crafts</p> <p>Colors</p> <p>Independence</p>

## Monthly Activities Calendar

November 25 <sup>th</sup> :	Activities	Activity Item	Skill
Turkey Time	Activity 1	<b>Listen, sing, and follow along to the “Turkey Hokey Pokey” to get ready for Thanksgiving tomorrow!</b>  <a href="https://www.youtube.com/watch?v=VxfajHBG9Rg">https://www.youtube.com/watch?v=VxfajHBG9Rg</a>	Attending to the video/song  Following Directions
	Activity 2	<b>Listen to the Turkey Trouble read aloud:</b>  <a href="https://www.youtube.com/watch?v=AjXTNIW2qaU">https://www.youtube.com/watch?v=AjXTNIW2qaU</a>	Attending to the video/book
	Activity 3	<b>Candy Corn Turkey Handprint</b>  Using the print below as a guide, trace your hand, color the bottom brown, add the eye and wattle, and finally line pieces of candy corn up where your fingers were! 	Arts and Crafts  Fine Motor Skills  Colors
November 26 <sup>th</sup> :	Activities	Activity Item	Skill
Thanksgiving	Activity 1	<b>The Morning of Thanksgiving</b>  It's the morning of Thanksgiving and I'm sure everyone's running around the house preparing food and cleaning. You have to prepare food too, imaginary food! Make your imaginary Thanksgiving meal and serve it to your stuffed animals, action figures, cars, and/or any other toys you might have!	Imaginative Play
	Activity 2	<b>A Turkey Dance</b>  Prepare yourself for a big meal today by doing the Turkey Dance!	Attending to the video/song  Following directions

## Monthly Activities Calendar


		<a href="https://www.youtube.com/watch?v=J4-jnIYRx3Q">https://www.youtube.com/watch?v=J4-jnIYRx3Q</a>	
	Activity 3	<b>Thanksgiving Bingo</b>  With an adult in your house, get out your board and get ready for some bingo! Your adult will call out the different words and you can find them on your board. For bonus fun, use candy corn to mark your spaces (and maybe you can eat some when the game is over!!).	Play  Following directions  Fine Motor Skill
<b>November 27<sup>th</sup>:</b>	<b>Activities</b>	<b>Activity Item</b>	<b>Skill</b>
<b>All About Owls</b>	Activity 1	<b>Listen to the Little Owl's Orange Scarf read aloud:</b>  <a href="https://www.youtube.com/watch?v=ruW62ZSVOJg">https://www.youtube.com/watch?v=ruW62ZSVOJg</a>	Attending to the video/book
	Activity 2	<b>Label the Owl</b>  Using the provided worksheet, cut out the different parts of the Owl and glue/tape them onto their correct locations. If you need help, ask an adult in the house or google.	Cutting  Labeling
	Activity 3	<b>Owl Word Search</b>  Using the provided worksheet, find all of the owl related words in the word search and circle them.	Fine Motor Skills  Reading
<b>November 30<sup>th</sup>:</b>	<b>Activities</b>	<b>Activity Item</b>	<b>Skill</b>
<b>Winter is Coming!</b>	Activity 1	<b>It's the last day of November, which means it's almost holiday season! Listen to the Llama Llama Holiday Drama read aloud:</b>  <a href="https://www.youtube.com/watch?v=kyngm8xfN-k">https://www.youtube.com/watch?v=kyngm8xfN-k</a>	Attending to the video/book
	Activity 2	<b>Make Your List</b>  Do some searching on a computer or in a magazine and find some toys that you would love to get this holiday season!	Research  Typing
	Activity 3	<b>Winter Scene Coloring</b>	Colors

## Monthly Activities Calendar

		Using the provided worksheet, color in this winter scene to get yourself ready for the cold weather that is sure to come!	Arts and Crafts  Independence
--	--	---	-------------------------------------

*These are suggested activities for your children. You know your child best and if the activities do not match your child's skill level or interest it is our recommendation that you do not do the activities. Your child should be supervised by a responsible adult for all activities to ensure their safety.*

## Monthly Activities Calendar




© WooJr.com. All Rights Reserved.

# Ballot

For: PET

---

Vote for one.

☐

Rabbit

☐

Cat


☐

Dog

---


Sign Name Here.

# Trace the Turkey Feathers



*Created by Cassie @ 3Dinosaurs.com*





# Trace the Turkey Feathers



*Created by Cassie @ 3Dinosaurs.com*




## Monthly Activities Calendar

Count Seeds	Number
	<hr/> <hr style="border-top: 1px dashed;"/> <hr/>
	<hr/> <hr style="border-top: 1px dashed;"/> <hr/>
	<hr/> <hr style="border-top: 1px dashed;"/> <hr/>
	<hr/> <hr style="border-top: 1px dashed;"/> <hr/>

## Monthly Activities Calendar

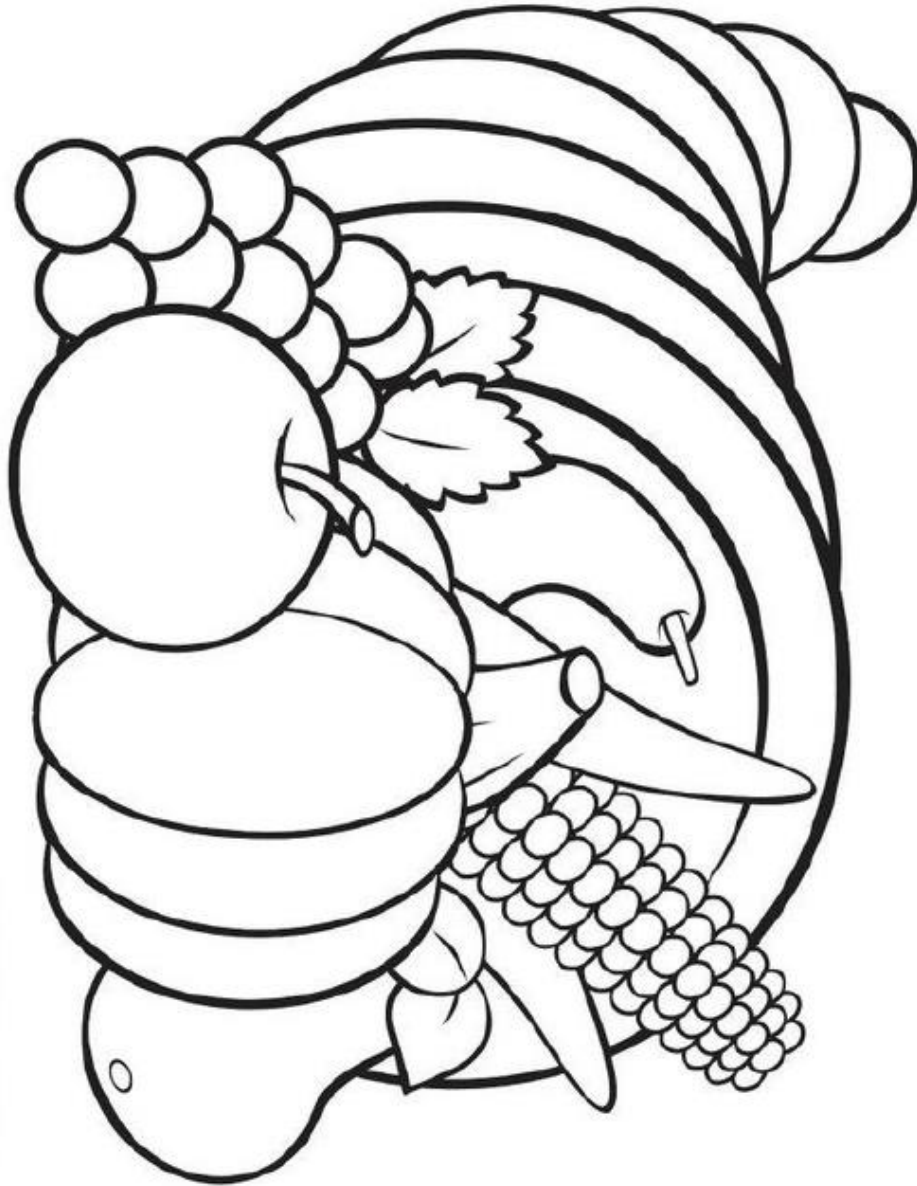
**Compare:** Look at the pictures in each row, circle the biggest, and put a check next to the smallest.





The Shafer Center  
CREATING OPPORTUNITIES FOR SUCCESS

## Monthly Activities Calendar



© 2008 Mattel, Inc. All Rights Reserved.

Downloaded from azcoloring.com

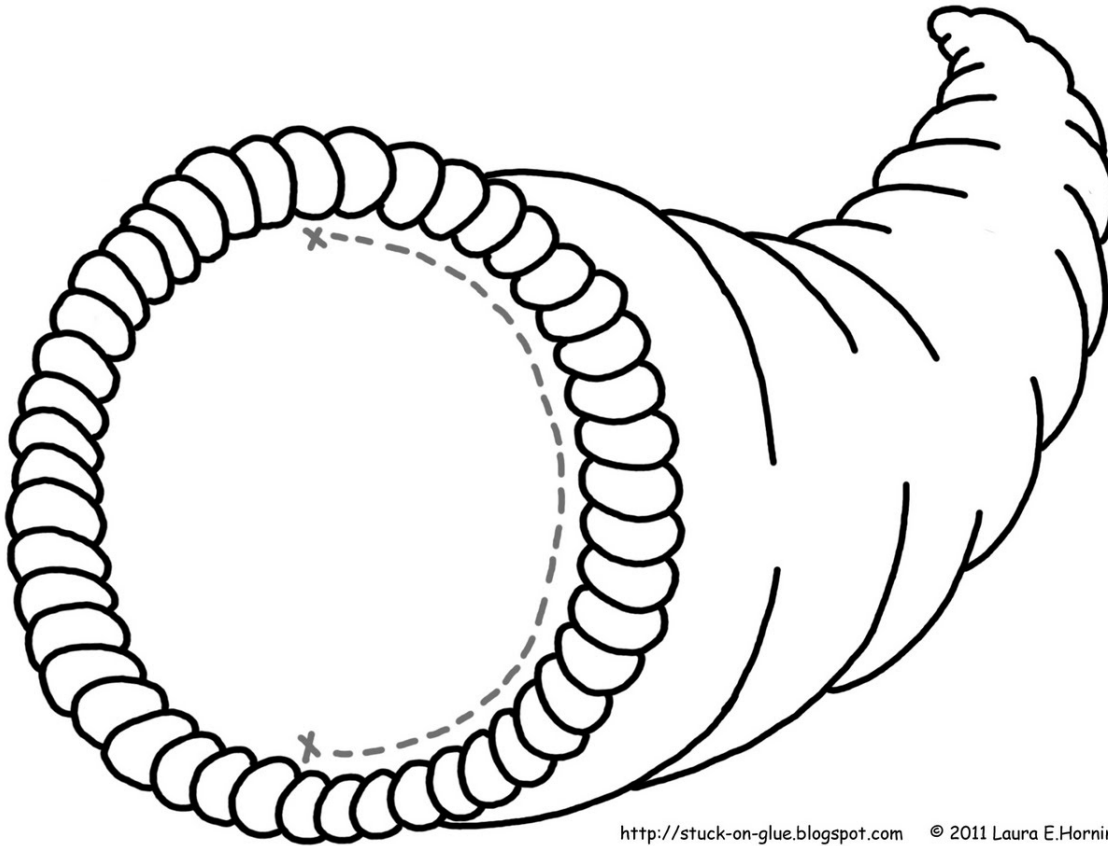

The Shafer Center  
11500 Cronridge Dr.  
Suite 130  
Owings Mills, MD 21117  
Tel: 410-517-1113  
[www.theshafercenter.com](http://www.theshafercenter.com)



## Monthly Activities Calendar






### Cut and Paste Cornucopia

directions: Color and cut out the fruit and the dotted line in the cornucopia. Paste the fruit into the cornucopia.



<http://stuck-on-glue.blogspot.com> © 2011 Laura E. Horning

## FALL LEAF GRAPH

	RED							
	ORANGE							
	YELLOW							
	GREEN							
	BROWN							

Which color has the most? \_\_\_\_\_ Which color has the least? \_\_\_\_\_

by Keeping Life Creative, created for Life Over C's



The Shafer Center  
CREATING OPPORTUNITIES FOR SUCCESS

## Monthly Activities Calendar

A CHARLIE BROWN  
*Thanksgiving*



NOVEMBER 1, 2013  
LOUDCROW.COM






The Shafer Center  
CREATING OPPORTUNITIES FOR SUCCESS


## Monthly Activities Calendar

### A CHARLIE BROWN Thanksgiving



NOVEMBER 1, 2013  
LOUDCROW.COM

## Monthly Activities Calendar



NOVEMBER 1, 2013  
LOUDCROW.COM





The Shafer Center  
CREATING OPPORTUNITIES FOR SUCCESS

## Monthly Activities Calendar

# A CHARLIE BROWN *Thanksgiving*




NOVEMBER 1, 2013  
LOUDCROW.COM

# GRATITUDE scavenger hunt

SOMETHING I'M GRATEFUL FOR.....


1. in nature
2. that makes a beautiful sound
3. that tastes good
4. that smells amazing
5. that has been hard for me
6. that I would like to share with others
7. that is older than me
8. that I recently discovered or learned
9. that shows a vibrant color
10. that has words on it
11. that makes me feel strong
12. that makes me laugh
13. that makes me cry
14. that represents my country or culture
15. that is someone I love (outside of my group)





The Shafer Center  
CREATING OPPORTUNITIES FOR SUCCESS

## Monthly Activities Calendar

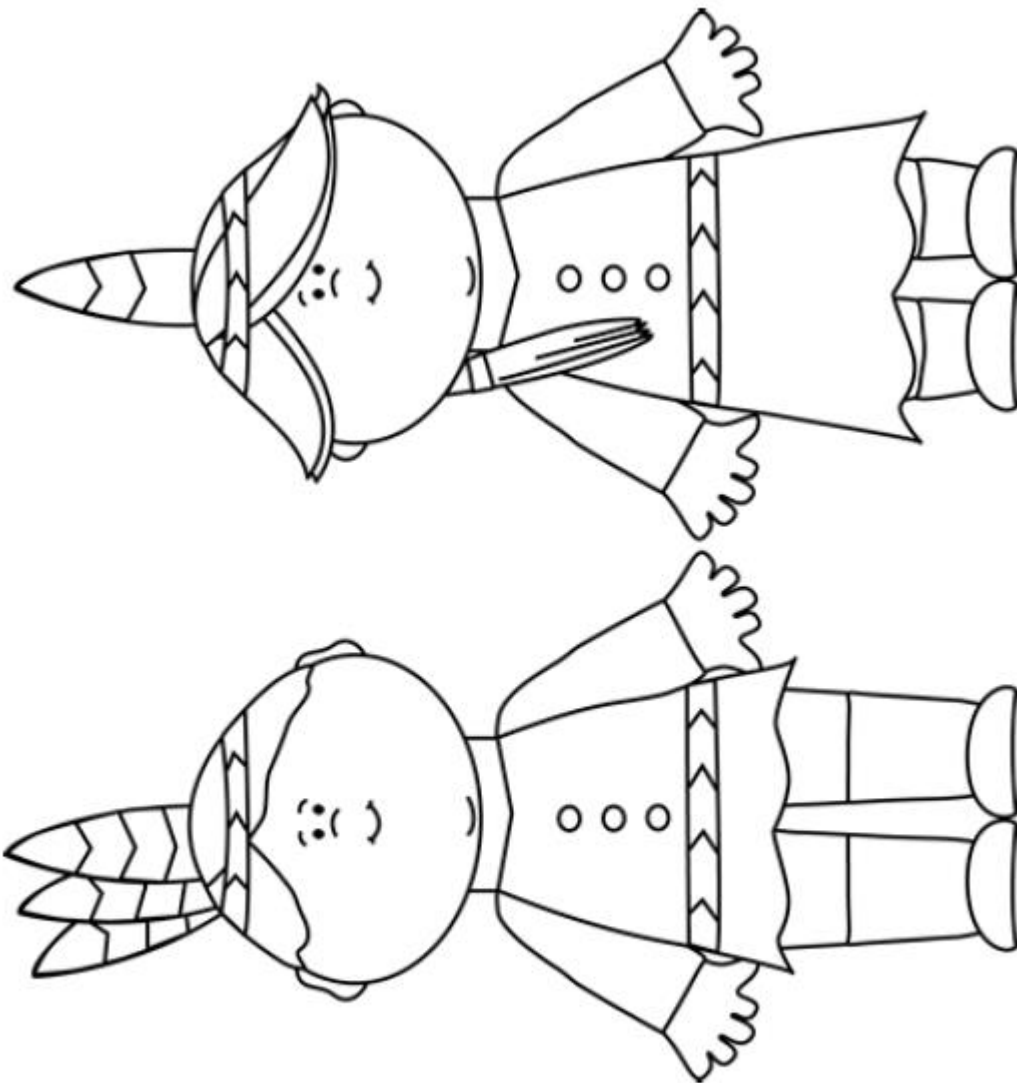


©Tabitha Philen at MeetPenny.com

Images Courtesy of My Cute Graphics

The Shafer Center  
11500 Cronridge Dr.  
Suite 130  
Owings Mills, MD 21117  
Tel: 410-517-1113  
[www.theshafercenter.com](http://www.theshafercenter.com)

## Monthly Activities Calendar




©Tabitha Philen at MeetPenny.com

Images Courtesy of My Cute Graphics



The Shafer Center  
CREATING OPPORTUNITIES FOR SUCCESS

## Monthly Activities Calendar



©Tabitha Philen at MeetPenny.com

Images Courtesy of My Cute Graphics


---

The Shafer Center  
11500 Cronridge Dr.  
Suite 130  
Owings Mills, MD 21117  
Tel: 410-517-1113  
[www.theshafercenter.com](http://www.theshafercenter.com)



The Shafer Center  
CREATING OPPORTUNITIES FOR SUCCESS

## Monthly Activities Calendar



©Tabitha Philen at MeetPenny.com


Images Courtesy of My Cute Graphics

The Shafer Center  
11500 Cronridge Dr.  
Suite 130  
Owings Mills, MD 21117  
Tel: 410-517-1113  
[www.theshafercenter.com](http://www.theshafercenter.com)



The Shafer Center  
CREATING OPPORTUNITIES FOR SUCCESS

## Monthly Activities Calendar



©Tabitha Philen at MeetPenny.com

Images Courtesy of My Cute Graphics





The Shafer Center  
CREATING OPPORTUNITIES FOR SUCCESS

## Monthly Activities Calendar






Name: \_\_\_\_\_

## Label the Owl

Directions: Cut out the words on the right. Glue them in the spaces below to label the owl.



www.ThePrintablePrincess.com

- |          |
|----------|
| talon    |
| head     |
| wing     |
| beak     |
| eyes     |
| feathers |



Find these words:

owl

wise

watch


feather

hoot

bird

wait

fly



© RealLifeAtHome.com

## Monthly Activities Calendar

