



January

Sunday	Monday	Tuesday	Wednesday	Thursday	Friday	Saturday
					1	2
3	4 Theme: Happy New Year	5 Theme: Not so Different by Cyana Riley (book)	6 Theme: Snow Day	7 Theme: North Pole	8 Theme: Happy Feet	9
10	11 Theme: Polar Bear	12 Theme: Sled dogs/ Balto	13 Theme: Polar Express by Chris Van (book)	14 Theme: Hello, World! Arctic Animals by Jill McDonald (book)	15 Theme: Winnie the Pooh	16
17	18 Theme: Martin Luther King Jr	19 Theme: Freddy the Frogcaster and the Big Blizzard by Janice Dean (book)	20 Theme: Inauguration Day	21 Theme: Foot prints/ animal tracks	22 Theme: Winter around the world	23
24	25 Theme: Frosty the Snowman	26 Theme: Icy Day	27 Theme: Bunny Slopes by Claudia Rueda (book)	28 Theme: Fly south for the winter	29 Theme: Ice Skating	30


Monthly Activities Calendar

January 4th: Happy New Year	Activities	Activity Item	Skill
	Activity 1	Listen to Squirrel's New Year's Resolution read aloud: https://www.youtube.com/watch?v=EAMDa-udC_I	Attending to video/book
	Activity 2	New Year's Hat Craft: Using the provided worksheet, create your own New Year's party hat. Personalize it to fit your style and your head! 	Coloring/ Color ID Cutting
	Activity 3	New Year Countdown: Using the worksheet provided, fill in the New Year's Countdown from 10 – 1. Color in the worksheet once you're finished!	Number ID Counting Coloring
January 5th: Book: Not So Different by Cyana Riley	Activities	Activity Item	Skill
	Activity 1	Listen to Not So Different read aloud: https://www.youtube.com/watch?v=cZeNGNQ4BAw	Attending to video/book
	Activity 2	Paper Plate Self-Portrait: Celebrate the differences among your family and friends by creating paper plate self-portraits. Using the directions provided, have each person create their own portrait and highlight them by hanging them up together!	Fine motor Following Directions Coloring Same vs. Different Hand Writing

Monthly Activities Calendar

			
	Activity 3	Spot the Difference Worksheet: Using the worksheet provided, identify similarities and differences between two people. Talk about how you look and what you like to see if they are the same or different.	Same vs. different Cutting Gluing Preferences
January 6th:	Activities	Activity Item	Skill
Snow Day	Activity 1	Snow Day Movie: Pick your favorite snow day movie (Frozen, Ice Age, Snow Buddies, etc.) and watch it on any available platform.	Attending to movie Making choices
	Activity 2	Hot Cocoa Recipe: Celebrate the day with a cup of hot cocoa. Try the recipe provided or use your favorite instant cocoa to warm up your snow day!	Following Directions Likes/Dislikes
	Activity 3	Potato Flake Snow Sensory Bin: Using a box of instant potato flakes; create your own winter wonderland sensory bin! Empty a box of potato flakes into a bin and add your favorite winter toys, a spoon to "shovel snow," or cups for pouring.	Independent Play Imaginative Play Sensory Regulation
January 7th:	Activities	Activity Item	Skill
North Pole	Activity 1	At the North Pole:	Attending to Video

Monthly Activities Calendar

		https://youtu.be/4qfz6l42Pzk	
	Activity 2	To the North Pole: Let your kids know where the North Pole is located with this festive decoration made of popsicle sticks, paint and a pipe cleaner. 	Coloring Directions Fine Motor
	Activity 3	Sentences from the North Pole: Using the provided worksheet, read each sentence. Glue the picture in the box. Count how many words in the sentence. Write it in gumdrop.	Following Directions Counting Fine Motor: Cutting
January 8th:	Activities	Activity Item	Skill
Happy Feet	Activity 1	Happy Feet: Watch Happy Feet or listen to songs from the soundtrack on any available platform!	Attending to video/movie
	Activity 2	Happy Footprint Penguin: Make your own feet happy by turning them into a footprint penguin using the direction provided!	Following Directions Coloring/Painting Tracing


Monthly Activities Calendar




	Activity 3	Waddle like a Penguin: Using the penguin waddle card provided, practice moving like a penguin around your house. You could have penguin races or do a penguin workout!	Imitation Gross Motor Movement Imaginative Play

January 11 th :	Activities	Activity Item	Skill
Polar Bear	Activity 1	All About Polar Bears: https://www.youtube.com/watch?v=--xEE7K67Xo	Attending to video
	Activity 2	Celebration of Polar Bears Craft: Create your own standing polar bear family with the instructions and template provided! 	Imaginative Play Cutting Tracing
	Activity 3	Parts of a Polar Bear:	Cutting



Monthly Activities Calendar

		Using the worksheet provided, label the parts of the polar bear's body!	Labeling
January 12th:	Activities	Activity Item	Skill
Sled Dogs/Balto	Activity 1	All About Sled Dogs: Learn about sled dogs from National Geographic Kids through the link provided, and then watch the movie Balto on any available platform! https://www.youtube.com/watch?v=2w1nnnA0AjA	Attending to video/movie
	Activity 2	Toilet Paper Pup: Save your left over toilet paper or paper towel rolls to make a new pet! Create your family of dogs and pretend you have your own dog sled team. 	Cutting Coloring Imaginative Play
	Activity 3	Dog Sled Count and Color: Using the worksheet provided, identify, count and color the items used for dog sledding!	Counting Coloring Sight Words
January 13th:	Activities	Activity Item	Skill
Book: Polar Express by Chris Van	Activity 1	Listen to The Polar Express read aloud: https://www.youtube.com/watch?v=4Mzlm4aPaJU OR watch The Polar Express Movie on any available platform.	Attending to video/book/movie
	Activity 2	Polar Express Color By Numbers: Using the provided worksheet, color each number using the "color code" listed at the top of the page. When you are finished, you'll reveal the whole picture!	Following Directions Receptive Number Identification


Monthly Activities Calendar

			Coloring
	Activity 3	Polar Express cutting: The Polar Express has to stay on the train tracks to make it to the North Pole! Using the provided worksheet, can you cut on the train tracks and make it to the Christmas trees? You can also try cutting out the shapes of fun items found in the book/movie.	Following directions Fine Motor Skills Cutting Receptive Shape Identification
January 14th:	Activities	Activity Item	Skill
Book: Hello, World! Artic Animals by Jill McDonald	Activity 1	Listen to Hello, World! Artic Animals read aloud: https://www.youtube.com/watch?v=Sh-y846souU	Attending to video/book
	Activity 2	Polar bear craft: Following the craft template, make your own polar bear! Bring him to life by putting your hand in the paper bag and making him talk! 	Fine motor: cutting Following directions Receptive/expressive color identification Play skills
	Activity 3	Artic animal yoga: Using the provided worksheet, try fun yoga poses inspired by artic animals! You can pretend you are an animal living in the artic by posing like one.	Coordination Following directions
January 15th:	Activities	Activity Item	Skill
Winnie the Pooh	Activity 1	Watch The Mini Adventures of Winnie the Pooh: Tigger Goes Ice Skating: https://www.youtube.com/watch?v=IQQERLCwf7Y	Attending to video


Monthly Activities Calendar

	Activity 2	Winnie the Pooh movement cube craft: Following the craft template, make this fun movement cube to stay warm during the cold winter season! 	Fine motor: cutting Following directions Play skills
	Activity 3	Seasons worksheet: In The Mini Adventure of Winnie the Pooh, Tigger is ice skating in winter. Using the provided worksheet, can you match the Winnie the Pooh scene with the correct season?	Matching Following directions
January 18th: Martin Luther King Jr.	Activities	Activity Item	Skill
	Activity 1	Watch The Story of Martin Luther King Jr.: https://www.youtube.com/watch?v=oJ8Xqzb2XSU	Attending to video/book
	Activity 2	Martin Luther King Jr. peace flower craft: Following the craft template, make this beautiful peace flower. Think of peace as a flower with many different colors. 	Following directions Fine motor: cutting/tracing Receptive/expressive color identification Receptive/expressive shape identification
	Activity 3	Martin Luther King Jr. word search: Using the provided worksheet, learn more about the great Martin Luther King Jr. by completing this word search! If you don't know a word, ask an adult for help.	Following directions Expressive word

Monthly Activities Calendar

			identification
January 19th:	Activities	Activity Item	Skill
Book: Freddy the Frogcaster and the Big Blizzard by Janice Dean	Activity 1	Watch Freddy the Frogcaster and the Big Blizzard: https://www.youtube.com/watch?v=JlskW6D-BEA	Attending to video/book
	Activity 2	Let's make Freddy the Frogcaster! Using the craft template, make a paper frog on a lily pad. Feel free to add some cotton balls for "snow!" 	Following directions Fine motor: cutting and gluing Receptive/expressive color identification Receptive/expressive shape identification
	Activity 3	Writing "the blizzard": You learned about blizzards in our book today! Using the attached worksheet, let's practice writing the word blizzard and have fun coloring in the picture too!	Fine motor: writing Leisure skills: coloring
January 20th:	Activities	Activity Item	Skill
Inauguration Day	Activity 1	President of United States : Job & Responsibilities – Video Follow along with the video to learn about the President's Job and what they do when they are elected every 4 years! https://www.youtube.com/watch?v=VR-5Pq_26YI	Attending to video / book
	Activity 2	Paper plate American flag craft Following the craft template, use a paper plate and colored tissue paper to create your very own flag to hang outside or inside on inauguration day!	Fine motor - cutting Following Directions

Monthly Activities Calendar


			<p>Color ID</p> <p>Shape ID</p>
	Activity 3	<p>Create your own – Patriotic sensory bin</p> <p>Using whatever you have around the house, create your own red, white and blue sensory bin with multi colored water beads, marbles, or even rice dyed red, white, and blue with food coloring !</p> <p>Example: https://www.toddleratplay.com/2020/07/01/patriotic-sensory-bin/</p>	<p>Gross motor skills – scooping and filling</p> <p>Color ID</p> <p>Independent Play</p>
January 21th:	Activities	Activity Item	Skill
	Activity 1	<p>Animal Tracks Video</p> <p>Follow along with this short video that helps kids of all ages identify different animals based on only their “tracks” or footprints!</p> <p>https://www.youtube.com/watch?v=Xz02S-CizAU</p>	Attending to video
	Activity 2	<p>Animal Tracks Craft! Make your own!</p> <p>Make your own animal tracks from sponges and paint! Have fun labeling whose tracks belong to who.</p>	<p>Cutting</p> <p>Tracing</p> <p>Writing</p>
	Activity 3	<p>Animal Track Bingo!</p> <p>Use this animal tracks bingo board to win the best game of bingo ever! Copy a like image of each pair of tracks onto index cards to use as “cards or bingo chips”.</p>	<p>Attending to task</p> <p>Coloring / tracing</p>





Monthly Activities Calendar

January 22nd: Winter around the world	Activities	Activity Item	Skill
	Activity 1	Watch the video Winter Holidays BrainPOP Jr. https://www.youtube.com/watch?v=f_AF6LyVbs8	Attending to video
	Activity 2	Make a Hanukah Menorah: You learned about different holidays around the world in the video. Let's make a menorah people use to celebrate Hanukah 	Following directions Fine motor: cutting and gluing Receptive/expressive shape identification

Monthly Activities Calendar

	Activity 3	Write Kwanzaa: We also learned about Kwanzaa! Using the provided worksheet, practice writing Kwanzaa. Color in the picture using Kwanzaa colors: Red, Green, and Black	Following directions Find motor: cutting and coloring Receptive/expressive color identification
January 25th: Frosty the Snowman	Activities	Activity Item	Skill
	Activity 1	Watch Frosty the Snowman: https://www.youtube.com/watch?v=N6p6LRtQ2WY	Attending to video
	Activity 2	Help build Frosty Using the provided worksheet, help the children build Frosty! Cut, sequence, and glue the pieces in order.	Fine motor Sequencing
	Activity 3	Make your own magic hat Thanks to a fashionable hat, and a pinch of magic, Frosty came to life! Create your own Frosty the Snowman mask and use it to go on your own winter adventure. 	Arts and Crafts Following Directions Imaginative Play Fine motor - cutting
January 26th: Icy Day	Activities	Activity Item	Skill
	Activity 1	Virtually Visit the Harbin Ice Festival	Attending to video



Monthly Activities Calendar

		https://www.youtube.com/watch?v=tQD7iCGRmg4 https://www.youtube.com/watch?v=4Jgk4bPu-aU	
	Activity 2	Painting with ice Create your own painting pallet made out of ice and create a frozen picture! 	Arts and Crafts Color ID Fine motor skills Following Directions
	Activity 3	Salty Ice Sculptures Create your own colorful ice sculpture, but don't forget the salt! Watch what happens to your ice sculpture throughout the day when you add more salt! 	Art Sensory Play Cause and Effect Color ID
January 27th:	Activities	Activity Item	Skill
Book: Bunny Slopes by Claudia Rueda	Activity 1	Bunny Slopes: https://youtu.be/aPadZWQc-2s	Attending to video/book
	Activity 2	Bunny Slope Flip Book: Using the worksheet have a parent put together and let the bunny ski as well as make your own part of the story on the blank side.	Fine Motor Sequencing

Monthly Activities Calendar

	Activity 3	Ski Math Game: Using the provided worksheet, roll two dice, write the numbers, find the sum then compare the numbers with a parent. Color 1 space if the sum is greater than or equal to parent's sum.	Following Directions Number Identification Addition Coloring
January 28th: Fly south for the winter	Activities	Activity Item	Skill
	Activity 1	Watch this Video about Migratory Birds https://www.youtube.com/watch?v=jLzprml1I20	Attending to Video
	Activity 2	How Many Birds? Use the attached worksheet to count how many birds are flying south for the winter!	Counting 1:1 correspondenc e Numbers Writing
	Activity 3	Color By Number Ducks Help color in these migratory birds using the attached worksheets	Coloring Number ID
January 29th: Ice Skating	Activities	Activity Item	Skill
	Activity 1	Follow along with Blippi – Ice Skating video Blippi Fun and Learning For Toddlers At The Ice Rink Educational Videos For Kids 1 Hour Blippi - YouTube	Attending to video
	Activity 2	Indoor Ice Skating Activity Stand on a paper plate or wax paper and glide across the floor like you are a professional ice skater!	Strengthen Gross motor skills practice

Monthly Activities Calendar

	 <p>https://www.pinkoatmeal.com/indoor-ice-skating-balance-strength/</p>	
Activity 3	<p>Ice Skate for Sight Words</p> <p><i>Ice Skating for</i> SIGHT WORDS</p>  <p>Put wax paper under your feet, roll out some craft paper like a table runner, and skate youwards the sight words waiting for for you along the way! Sight words that your kid is familiar with can be written onto index cards or onto pictures of snowflakes that you print out!</p> <p>http://busyhandsandminds.blogspot.com/2018/01/indoor-ice-skating.html?spref=pi</p>	<p>Coordination skills</p> <p>Balance</p>



Monthly Activities Calendar

These are suggested activities for your children. You know your child best and if the activities do not match your child's skill level or interest it is our recommendation that you do not do the activities. Your child should be supervised by a responsible adult for all activities to ensure their safety.





Make your own *New Year's Eve party hat!*

1. Color in the pictures.
2. Cut out your party hat.
3. Curl the hat into a cone shape and tape or glue the tab underneath.
4. Use a hole punch or pencil to punch out the holes.



5. String a piece of elastic or a string through the holes. Adjust so it fits your head, tie or tape in place.



Spot the Difference

Directions: Pick someone in your family and compare how you look by filling in the boxes. Next, do the same with some of your favorite things! Talk about whether these things are the same or different and glue on the corresponding sticker.

Category	Student's Name	Family Member's Name	Same or Different
How we look			
Eye Color			
Hair Color			
Height (tall/short)			
Glasses (yes/no)			


NAME: _____

Direction: Read each sentence. Glue the picture in the box. Count how many words in the sentence. Write it in the gumdrop.

Sentences from the North Pole




The elf has three gifts for you.




A star is on top of the tree.



The bear has on a hat and a scarf.









This elf has a candy cane for you.















Santa is in his sleigh.






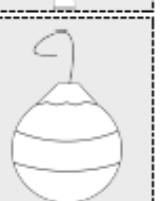


Monthly Activities Calendar


Sentences From The North Pole pictures. Cut and glue each picture to the sentence it matches. One picture will not be used (ornament)



The Shafer Center
CREATING OPPORTUNITIES FOR SUCCESS

Monthly Activities Calendar

PENGUIN WADDLE




Keep your arms tight
to the side of your
body and gently
waddle side to side as
you walk

And Next Comes L | <https://www.andnextcomesl.com>



Parts of a Polar Bear



head

ears

mouth

body

eyes

legs

tail

nose

fur




The Shafer Center
CREATING OPPORTUNITIES FOR SUCCESS

Monthly Activities Calendar

Count and Color!

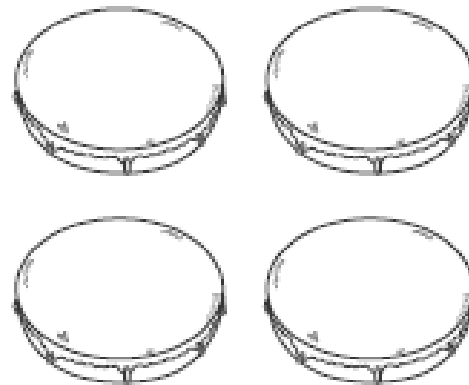


1 Hat



2
Gloves

3 Dogs



4 Drums

pbskids.org/molly




Name: _____

Polar Express Color by Number

Color each space according to the following code to reveal the hidden picture:

1 – purple
2 – blue
3 – red
4 – gray
5 – brown

6 – pink
7 – white
8 – black
9 – cream
10 – yellow



© www.123homeschool4me.com




Name: _____

Polar Express Color by Number

Color each space according to the following code to reveal the hidden picture:

1 – orange
2 – blue
3 – red
4 – green
5 – brown

6 – pink
7 – white
8 – black
9 – cream/tan
10 – yellow



© www.123homeschool4me.com




Name: _____

Polar Express Color by Number

Color each space according to the following code to reveal the hidden picture:

1 – purple
2 – blue
3 – red
4 – green
5 – brown

6 – gray
7 – white
8 – black
9 – cream
10 – yellow



© www.123homeschool4me.com



Name: _____

Polar Express Color by Number

Color each space according to the following code to reveal the hidden picture:

- 1 – orange
- 2 – blue
- 3 – red
- 4 – green
- 5 – brown

- 6 – pink
- 7 – white
- 8 – black
- 9 – cream/tan
- 10 – yellow



© www.123homeschool4me.com


Name: _____

Polar Express Color by Number

Color each space according to the following code to reveal the hidden picture:

1 – orange
 2 – blue
 3 – red
 4 – green
 5 – brown

6 – pink
 7 – white
 8 – black
 9 – cream/tan
 10 – yellow



© www.123homeschool4me.com

Name: _____

Polar Express Color by Number

Color each space according to the following code to reveal the hidden picture:

1 – orange
 2 – blue
 3 – red
 4 – green
 5 – brown






6 – pink
 7 – white
 8 – black
 9 – cream/tan
 10 – yellow



© www.123homeschool4me.com



Monthly Activities Calendar


	bell
	Santa
	tree
	elf
	boy

CREATED BY BETH @ LIVINGLIFEINTENTIONALLY.BLOGSPOT.COM



Cutting Practice


Practice cutting carefully along the train track until you get to the Christmas tree.
www.livinglifeintentionally.blogspot.com





Cutting Practice Shapes

Practice cutting out the story shapes!
www.livinglifeintentionally.blogspot.com



Circle



Rectangle



Square



Triangle



The Shafer Center
CREATING OPPORTUNITIES FOR SUCCESS

Monthly Activities Calendar

ARCTIC ANIMALS YOGA



I am a moose.

WARRIOR 1 POSE



I am a walrus.

COBRA POSE



I am a polar bear.

BEAR WALK



I am a musk ox.

CAT POSE



I am an arctic hare.

HERO'S POSE with BUNNY BREATH

© Kids Yoga Stories.

The Shafer Center
11500 Cronridge Dr.
Suite 130
Owings Mills, MD 21117
Tel: 410-517-1113
www.theshafercenter.com

Monthly Activities Calendar



Pooh's Weather Worksheet

Name _____

Draw a line from each weather picture on the left to the Winnie the Pooh scene that illustrates it best.





Martin Luther King Jr.

Alabama
Assassination
Brotherhood
Change
Civil rights
Dream
Equality
Freedom
Georgia
Integration
January
Justice
Minister
Nobel
Nonviolence
Peace
Rosa Parks
Segregation
Speech

G	O	S	N	L	S	E	Z	B	L	F	U	T	S	F	S	Z
R	K	S	X	M	E	A	L	A	B	A	M	A	K	R	E	Q
A	F	T	X	Y	E	B	C	C	A	G	W	L	R	T	G	Q
O	C	H	A	I	G	R	O	E	G	D	X	Z	A	K	R	R
I	Q	G	T	A	G	G	S	N	F	E	X	D	P	A	E	N
J	G	I	N	T	E	G	R	A	T	I	O	N	A	T	G	O
A	E	R	Z	Z	J	U	S	T	I	C	E	Q	S	B	A	I
N	B	L	S	A	Q	C	H	A	N	G	E	I	O	R	T	T
U	B	I	J	F	P	S	F	Q	E	X	N	V	R	O	I	A
A	Y	V	I	S	E	S	V	U	B	I	Y	O	S	T	O	N
R	T	I	J	A	R	N	B	L	M	I	H	P	V	H	N	I
Y	K	C	A	N	O	N	V	I	O	L	E	N	C	E	Y	S
M	O	D	E	E	R	F	P	A	Y	E	E	R	Q	R	X	S
I	Y	T	I	L	A	U	Q	E	C	B	C	B	Z	H	J	A
W	X	U	P	W	Z	T	C	H	D	Q	A	G	E	O	H	S
M	A	E	R	D	A	A	R	H	A	V	E	N	P	O	P	S
U	O	D	H	Y	Z	Y	Y	X	C	G	P	D	B	D	S	A



Monthly Activities Calendar



The Blizzard

twistynoodle.com

Monthly Activities Calendar



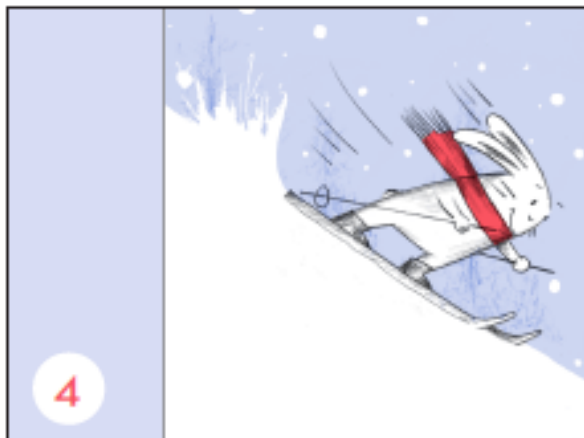


Kwanzaa



DIY Bunny Slopes Flip Book

- Cut out the pages along the outer border.
- Collect the pages in order and staple along the white dotted line.
- Get flipping!

Bonus! Turn the flip book over and illustrate your own book on the back





Addition

I can...

1



1. Roll two dice.

2. Write the addends.

2



3. Find the sum.

3



4. Compare sums with my partner.

4



5. Color 1 space if my sum is greater than or equal to my partner's.

5





Monthly Activities Calendar

Player 1: _____

Player 2: _____

1. $_ + _ =$



$_ + _ =$

2. $_ + _ =$



$_ + _ =$

3. $_ + _ =$



$_ + _ =$

4. $_ + _ =$



$_ + _ =$

5. $_ + _ =$



$_ + _ =$



Player
1
start!



Finish!



Player
2
start!



Finish!

6. $_ + _ =$



$_ + _ =$

7. $_ + _ =$



$_ + _ =$

8. $_ + _ =$



$_ + _ =$

9. $_ + _ =$



$_ + _ =$

10. $_ + _ =$



$_ + _ =$

Player 1: _____

Player 2: _____



Monthly Activities Calendar

Player 1: _____ Player 2: _____

- | | | |
|----------------|-----------------------|-------------|
| 1. $_ + _ =$ | <input type="radio"/> | $_ + _ =$ |
| 2. $_ + _ =$ | <input type="radio"/> | $_ + _ =$ |
| 3. $_ + _ =$ | <input type="radio"/> | $_ + _ =$ |
| 4. $_ + _ =$ | <input type="radio"/> | $_ + _ =$ |
| 5. $_ + _ =$ | <input type="radio"/> | $_ + _ =$ |



Player 1 start! Finish!



Player 2 start! Finish!

- | | | |
|-----------------|-----------------------|-------------|
| 6. $_ + _ =$ | <input type="radio"/> | $_ + _ =$ |
| 7. $_ + _ =$ | <input type="radio"/> | $_ + _ =$ |
| 8. $_ + _ =$ | <input type="radio"/> | $_ + _ =$ |
| 9. $_ + _ =$ | <input type="radio"/> | $_ + _ =$ |
| 10. $_ + _ =$ | <input type="radio"/> | $_ + _ =$ |











Player 1: _____ Player 2: _____



Monthly Activities Calendar

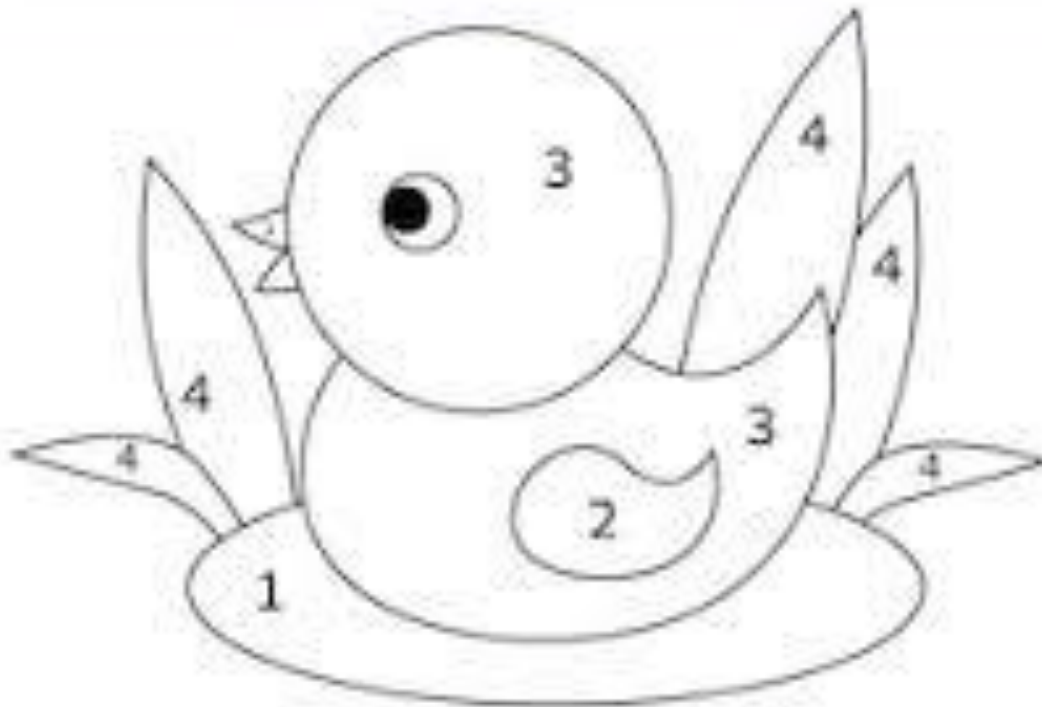
Name: _____

How many birds?



Color by numbers



- | | | | | | |
|---|--------|---|---|--------|---|
| 1 | blue |  | 3 | yellow |  |
| 2 | orange |  | 4 | green |  |

shutterstock.com • 693174100




Monthly Activities Calendar






First, Second, Third


Cut out the pictures and paste them in order of which happens first, second and third.



first



second



third

